

- Wire wounded with high Q and high SRF
- More stable due to ceramic design
- Small size and small tolerance available
- Quan ty: 10000pcs

- HF applica on

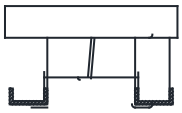

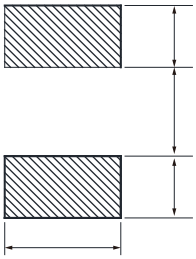

Part No	Inductance (nH)	Test @MHz	Tolerance	Q Min.	Test Q @MHz	Temperature Rise Current Max. (mA)	DCR Max.	SRF Min. (GHz)
WWCIHC0402-1N0B	1	250	±0.2 nH	20	250	2300	0.030	16.00
WWCIHC0402-2N0B	2	250	±0.2 nH	24	250	2100	0.038	15.20
WWCIHC0402-2N2B	2.2	250	±0.2 nH	25	250	2100	0.038	15.10
WWCIHC0402-2N7B	2.7	250	±0.2 nH	24	250	1500	0.056	13.00
WWCIHC0402-3N3B	3.3	250	±0.2 nH	28	250	1700	0.045	12.80
WWCIHC0402-3N6B	3.6	250	±0.2 nH	28	250	1700	0.045	11.70
WWCIHC0402-3N9B	3.9	250	±0.2 nH	28	250	1700	0.045	9.50
WWCIHC0402-4N3B	4.3	250	±0.2 nH	27	250	1600	0.050	7.15
WWCIHC0402-4N7B	4.7	250	±0.2 nH	23	250	1500	0.075	6.85
WWCIHC0402-5N1B	5.1	250	±0.2 nH	20	250	1200	0.100	6.80
WWCIHC0402-5N6B	5.6	250	±0.2 nH	29	250	1600	0.048	6.50
WWCIHC0402-6N2B	6.2	250	±0.2 nH	29	250	1600	0.050	5.80
WWCIHC0402-6N8G	6.8	250	±2%	28	250	1500	0.070	5.80

	0.080	5.40
	0.065	5.40
	0.070	5.00
	0.080	

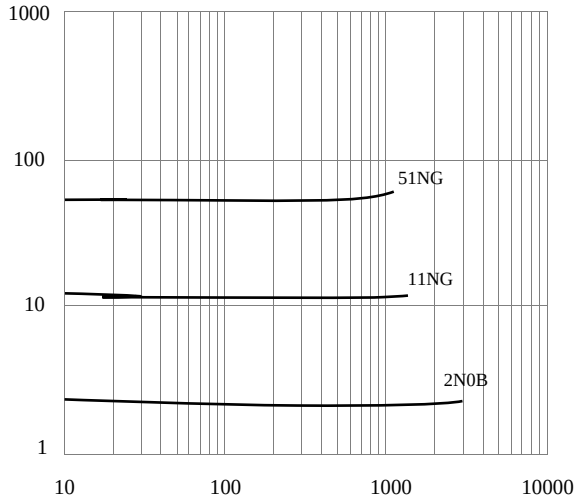
1000
100
10
1
10
100
1000
10000
51NG
11NG
2N0B

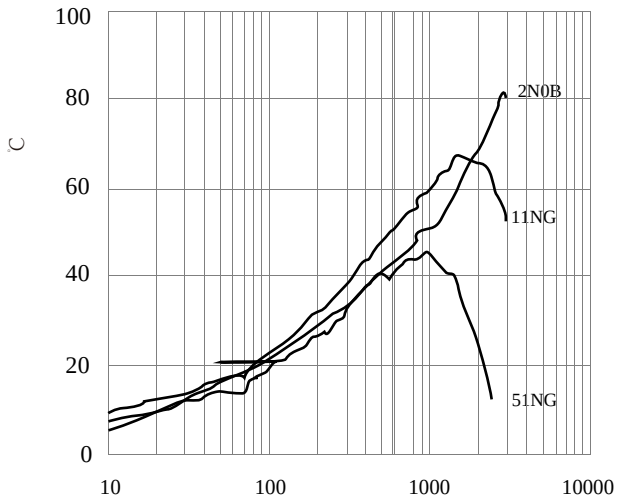
C
100
80
60
40
20
0
10
100
1000
10000
2N0B
11NG
51NG