SDDA Series
SMD Shielded Power Inductor
Size 1210

Dimensions: [mm]



Land Patterns: [mm]



KOHER Electronic
4546 BATES DRIVE, YORBLINDA CA 92886 USA
714-325-4789 Contact@kohergroup.com

Electrical Properties:

	(μH)		(A)	Satura on (A)	Satura on (A)	(mΩ)	
		±20%	7.0			18	
	10.0	±20%			7.1	28	
	12.0	±20%			7.1	28	
		±20%			4.0		

Saturation Current will cause L to drop approximately 30%
Temperature Rise Current: The actual value of DC current when the temperature rise is △T=40°C

Typical Electrical Characteristics:

Inductance VS. DC Current Characteristics:

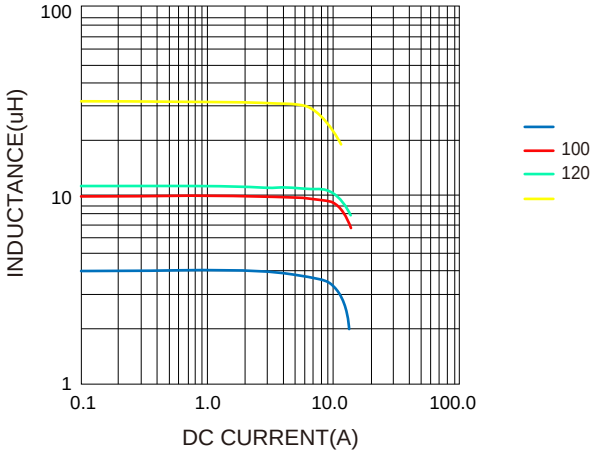

Temperature VS. DC Current Characteristics:

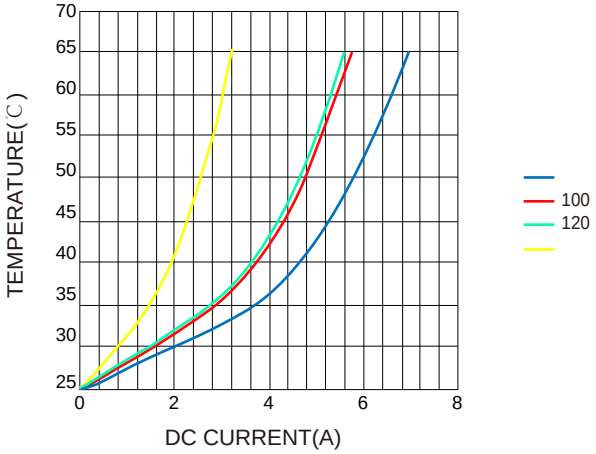

KOHER Electronic
4546 BATES DRIVE, YORBLINDA CA 92886 USA
714-325-4789 Contact@kohergroup.com

Soldering Reflow:

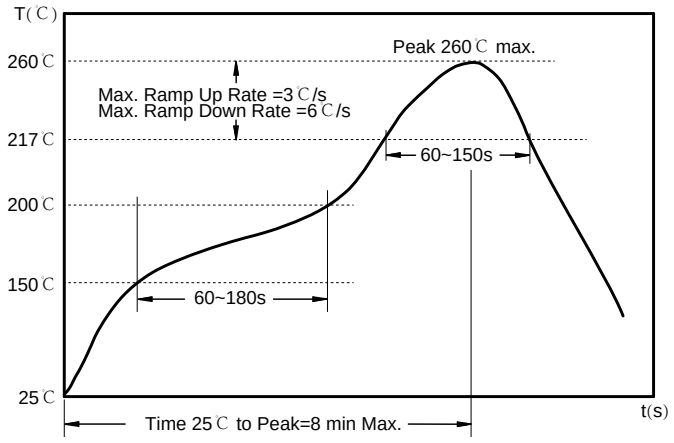

Preheat condition: 150 ~200℃/ 60~180 sec.

Allowed time above 217℃: 60~150 sec.

Max temperature: 260℃.

Max time at max temperature: 5 sec.

Allowed Reflow time: 3x max.

Packaging Information:

Tape Dimension:

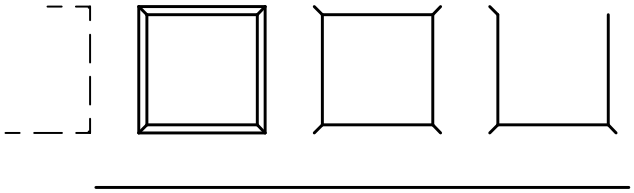

Series	A0 (mm)	B0 (mm)	D (mm)	P0 (mm)	P1 (mm)	W (mm)	K0 (mm)	E (mm)	T (mm)
SDDA1210	12.5±0.1	12.5±0.1	1.5±0.1	4.0±0.1	20.0±0.1	24.0±0.3	11.05±0.1	1.75±0.1	0.50±0.05

Peel force of top cover tape:

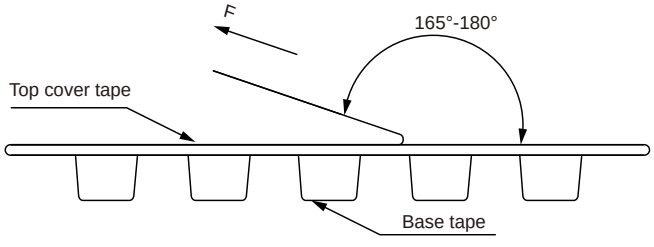

The peel force of top cover tape shall be between 0.1 to 1.3 N

Reel Dimension：[mm]

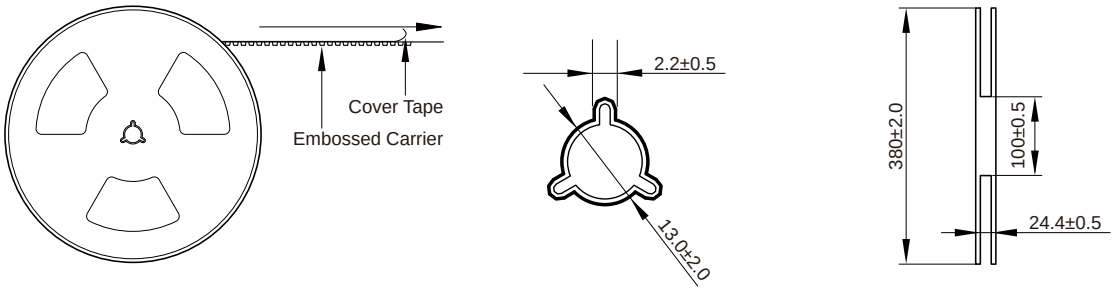

Packaging Quantity:

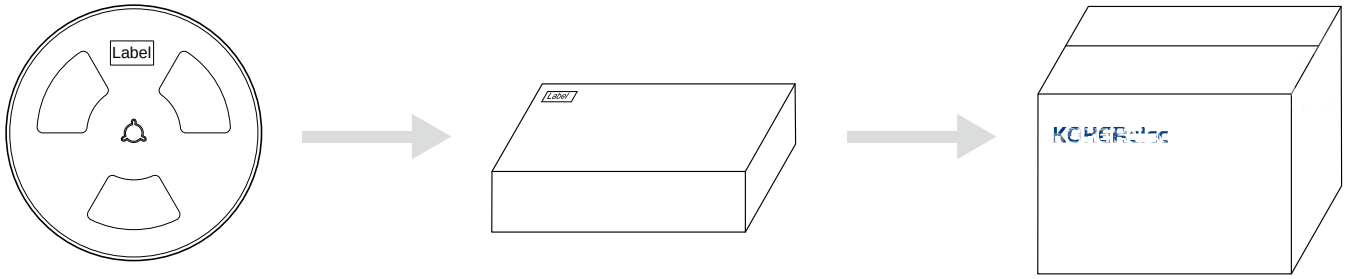

300 Pcs/Reel　　2 Reel /Inner box(600 Pcs)　　2 Inner box/Carton box(1.2K Pcs)

Cautions and Warnings:

Storage Conditions：

- The storage period is within 12 months after the completion of production. Be sure to follow the storage conditions (temperature: -5 to 35°C, humidity: 75% RH Max).If the storage period elapses, the soldering of the terminal electrodes may deteriorate.The warranty period is one year.
- Product should not be exposed to environment with high temperature, high humidity, dust, corrosive gas and etc.
- Products should be handled with care to avoid damage or contamination from perspiration and skin oils.
- Please always handle products carefully to prevent any damage caused by dropping down or inappropriate removing.

Operation Instructions:

- Self heating (temperature increase) occurs when the power is turned ON, so the tolerance should be sufficient for the set thermal design.
- Before soldering, be sure to preheat components.The preheating temperature should be set so that the temperature difference between the solder temperature and chip temperature does not exceed 150°C.
- Soldering corrections after mounting should be within the range of the conditions determined in the specifications.If overheated, a short circuit, performance deterioration, or lifespan shortening may occur.
- Generally, Koher might not be familiar with either customer's specific application or actual requests as customer does.As a result customer shall be responsible for checking and confirming whether Koher product with the performance described in the product specification is suitable for using in customer's particular application or not.