SCM Series
SMD Common Mode Inductor
Size 4015

FEATURES

- Chip common mode filter for large current applications.
- Low profile design makes it optimal for surface mounting.
- Operating temperature： -40~+125℃.
- Quantity:2500pcs.

APPLICATIONS

- Countermeasure of Common mode noise in power lines for various devices.

Dimensions: [mm]

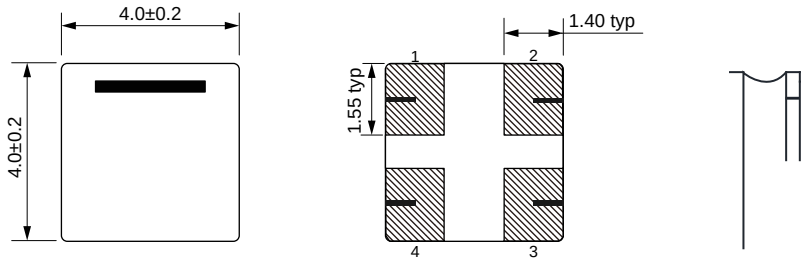

Schematic:



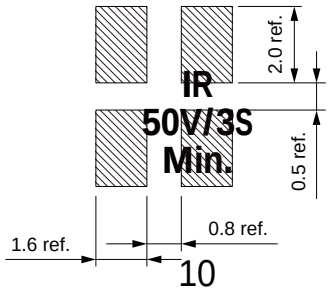

Electrical Properties:

Part No	DC Resistance ±40%	Impedance @ 10 MHz ±40%	Impedance @ 100 MHz Typ.		IR 50V/3S Min.		
SCM4015-101Y	0.016				10		
SCM4015-251Y	0.024				10		
SCM4015-401Y	0.030				10		
SCM4015-501Y	0.030				10		
SCM4015-601Y SCM4015-851Y	0.030 0.040				10 10		



Soldering Reflow:

Preheat condition: 150 ~200℃/ 60~180 sec.

Allowed time above 217℃: 60~150 sec.

Max temperature: 260℃.

Max time at max temperature: 10 sec.

Packaging Information:

Product Marking:

Marking	Black bars

Peel force of top cover tape:

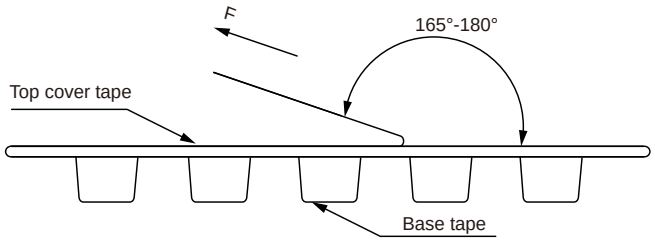

The peel force of top cover tape shall be between 0.1 to 1.17 N

Reel Dimension：[mm]

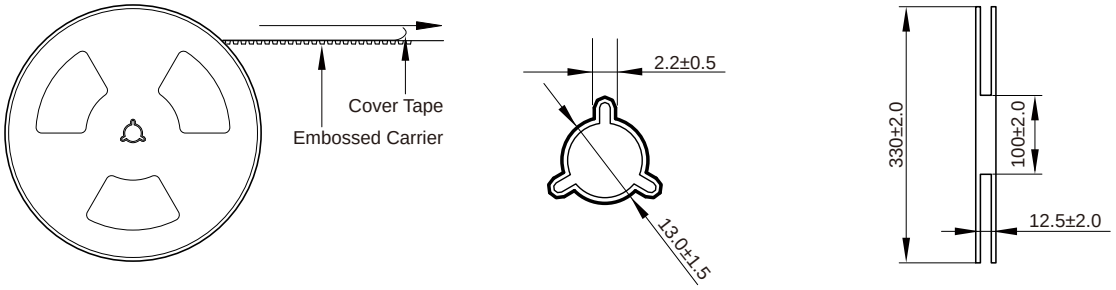

Packaging Quantity:

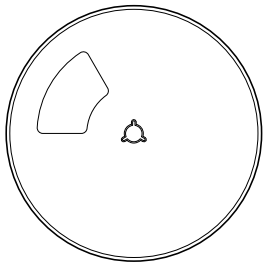

2500 Pcs/Reel

3 Reel /Inner box(7500 Pcs)

3 Inner box/Carton box(22.5K Pcs)

Cautions and Warnings:

Storage Conditions：

- The storage period is within 12 months after the completion of production. Be sure to follow the storage conditions (temperature: -5 to 35°C, humidity: 75% RH Max).If the storage period elapses, the soldering of the terminal electrodes may deteriorate.The warranty period is one year.
- Product should not be exposed to environment with high temperature, high humidity, dust, corrosive gas and etc.
- Products should be handled with care to avoid damage or contamination from perspiration and skin oils.
- Please always handle products carefully to prevent any damage caused by dropping down or inappropriate removing.

Operation Instructions:

- Self heating (temperature increase) occurs when the power is turned ON, so the tolerance should be sufficient for the set thermal design.
- Before soldering, be sure to preheat components.The preheating temperature should be set so that the temperature difference between the solder temperature and chip temperature does not exceed 150°C.
- Soldering corrections after mounting should be within the range of the conditions determined in the specifications.If overheated, a short circuit, performance deterioration, or lifespan shortening may occur.
- Generally, Koher might not be familiar with either customer's specific application or actual requests as customer does.As a result customer shall be responsible for checking and confirming whether Koher product with the performance described in the product specification is suitable for using in customer's particular application or not.

Conformal coating:

- The inductance value may change due to the high cure stress of the resin used for coating or molding.
- An open circuit may occur due to mechanical stress from the resin, its amount, cured shape, or operating conditions.
- Please exercise careful attention when selecting a resin for the coating or molding process.
- Prior to using the coating resin, please verify that no reliability issues are observed.
- When applying conformal coating for product protection, materials with a high shrinkage rate should be avoided.If such materials must be used, it is recommended to apply silicone around the inductor core in a closed loop to prevent the conformal coating from flowing into or penetrating the windings, thereby avoiding open-circuit failures caused by the coating's thermal stress.