NRSE Series



CHARACTERISTICS

- Magne c resin for higher current and semi-magne cally shielded
- Quan ty: 2000pcs

APPLICATION

- DC/DC converter
- LC filter

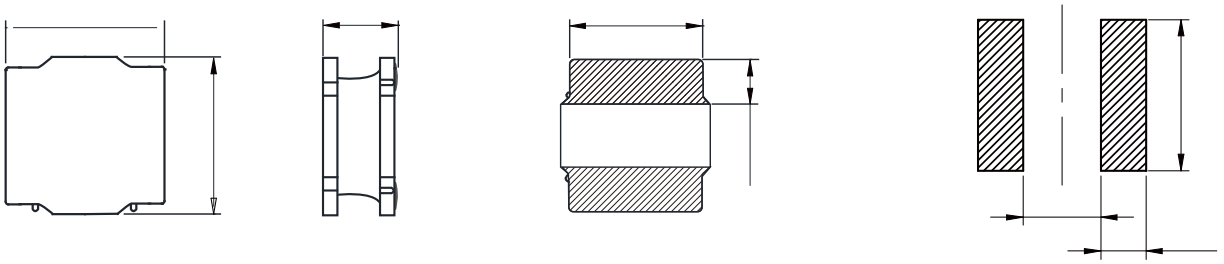

Part No	Inductance (μH)	Tolerance	Satura on Current (A) 4.80	Temperature Rise Current (A)	DC Resistance ±30% (mΩ)	Test Condi on 1MHz/0.25V
NRSE3015-R24N	0.24	±30%	4.60	3.50	14	1MHz/0.25V
NRSE3015-R30N	0.30	±30%	4.00	3.50	15	100KHz/0.25V
NRSE3015-R47N	0.47	±30%	3.30	3.50	20	100KHz/0.25V
NRSE3015-R56N	0.56	±30%	2.32	2.80	20	100KHz/0.25V
NRSE3015-1R0N	1.0	±30%	2.00	2.10	30	100KHz/0.25V
NRSE3015-1R5N	1.5	±30%	1.75	1.70	50	100KHz/0.25V
NRSE3015-1R8N	1.8	±30%	1.60	1.65		100KHz/0.25V
NRSE3015-2R2N	2.2	±30%	1.52	1.60	60	100KHz/0.25V
NRSE3015-2R7N	2.7	±30%	1.32	1.50	70	100KHz/0.25V
NRSE3015-3R3M		±20%	1.20	1.36	80	100KHz/0.25V
NRSE3015-3R9M	3.9	±20%	1.10	1.10	108	100KHz/0.25V
NRSE3015-4R7M	4.7	±20%	1.05	1.09	125	100KHz/0.25V
NRSE3015-5R6M	5.6	±20%	0.85	1.00	170	100KHz/0.25V
NRSE3015-6R8M	6.8	±20%	0.80	0.85	2 0	100KHz/0.25V
NRSE3015-8R2M	8.2	±20%	0.72	0.75	r	100KHz/0.25V
NRSE3015-100M	10	±20%		0.77		

	Inductance (μH)		Satura on Current (A)		
NRSE3015-120M	12	±20%	0.70	0.68	288
NRSE3015-150M	15	±20%	0.66	0.65	350
NRSE3015-180M	18	±20%	0.56	0.59	430
NRSE3015-220M	22	±20%	0.52	0.57	460
NRSE3015-270M	27	±20%	0.48	0.46	630
NRSE3015-330M		±20%	0.44	0.42	780
NRSE3015-470M	47	±20%	0.35	0.32	1200

Opera ng temperature : -40℃ ~ +125℃
Temperature rise current: the actual value of DC current when the temperature rise is ΔT40℃
Satura on Current that will cause ini al inductance to drop approximately 30%

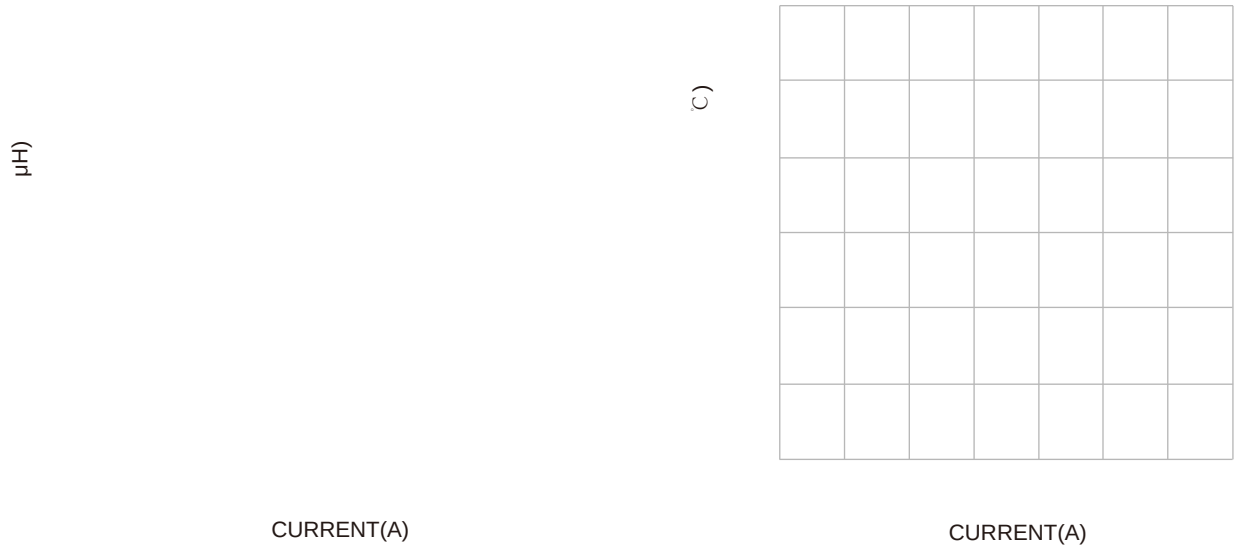

:



	(mm)	(mm)	(mm)	(mm)	(mm)	(mm)	(mm)	(mm)	(mm)
NRSE3015	3.30 ± 0.1	3.30 ± 0.1	1.50 ± 0.1	4.00 ± 0.1	4.00 ± 0.1	8.00 ± 0.3	1.90 ± 0.1	1.75 ± 0.1	0.25 ± 0.1

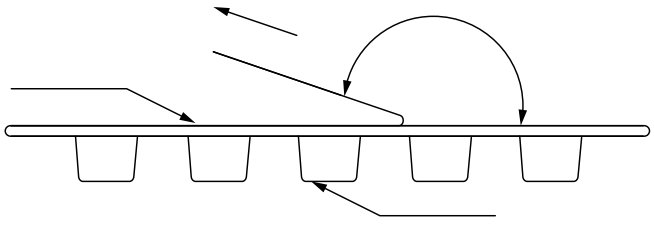

The peel force of top cover tape shall be between 0.14 to 0.88 N

:

