NRSE Series
SMD Shielded Tiny Power Inductor
Size 3012



CHARACTERISTICS

- Magne c resi Ȯ ˜ Ņ ŕ ő ľ n
-

APPLICATION

-
-

Dimensions: [mm]

Land Pattern: [mm]

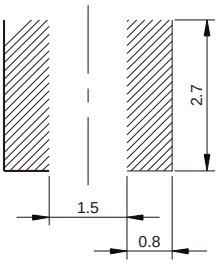

Electrical Properties:

NRSE3012-R33N	0.33	±30%	3.00	2.90	21
NRSE3012-R47N	0.47	±30%	2.20	2.20	33
NRSE3012-R82N	0.82	±30%	2.05	2.10	40
NRSE3012-1R0N	1.00	±30%	1.90	2.00	48
NRSE3012-1R5N	1.50	±30%	1.62	1.85	55
NRSE3012-1R8N	1.80	±30%	1.50	1.70	68
NRSE3012-2R2M	2.20	±20%	1.20	1.55	75
NRSE3012-3R3M	3.30	±20%	1.05	1.35	100
NRSE3012-4R7M	4.70	±20%	0.90	1.25	120
NRSE3012-5R6M	5.60	±20%	0.80	1.10	160
NRSE3012-6R8M	6.80	±20%	0.75	1.00	190
NRSE3012-100M	10.0	±20%	0.60	0.89	265
NRSE3012-150M	15.0	±20%	0.45	0.72	430
NRSE3012-220M	22.0	±20%	0.42	0.55	630
NRSE3012-270M	27.0	±20%	0.35	0.45	800
NRSE3012-330M	33.0	±20%	0.36	0.46	875
NRSE3012-470M	47.0	±20%	0.27	0.35	1450

Σ s t Ćr Я N] ʅ Ÿ Σ ƶ Õ º Ş ŭ

Saturation Current will cause L to drop approximately 30%
Temperature Rise Current: The actual value of DC current when the temperature rise is △T=40°C

Typical Electrical Characteristics:

Inductance VS. Current Characteristics:



Soldering Reflow:

Packaging Information:

Tape Dimension：

A0 (mm)	B0 (mm)	D (mm)	P0 (mm)	P1 (mm)	W (mm)	K0 (mm)	E (mm)	T (mm)
3.30±0.1	3.30±0.1	1.50±0.1	4.00±0.1	4.00±0.1	8.00±0.3	1.60±0.1	1.75±0.1	0.25±0.1

Peel force of top cover tape:

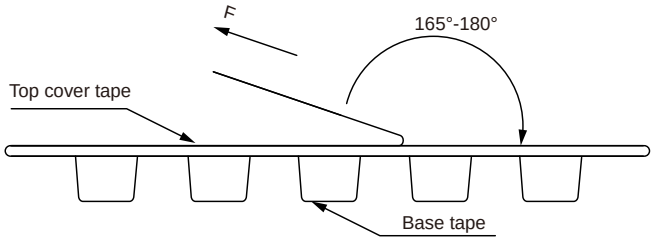

The peel force of top cover tape shall be between 0.14 to 0.88 N

Reel Dimension：[mm]

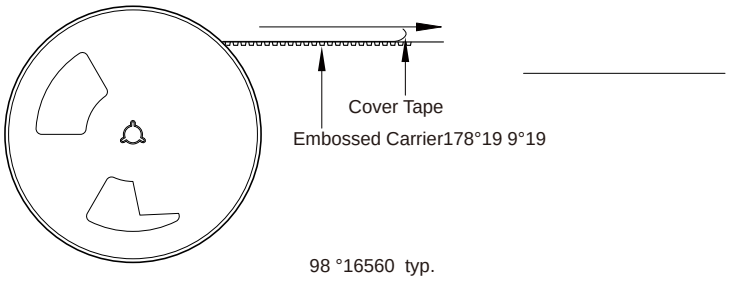

Packaging Quantity: