NRSA Series

SMD Power Inductors For Automotive

Size 6045



FEATURES

a l·∃yŜəÕ ăKλŜfŘ ûèLJŜ ø2dzyŘ λyŘdzŐű2NJ ŦƵNJ LJ2øŜNJ ÕλNJÕdzλúă dzăλyƎ l· ŦŜNJNJλúŜ Y l·∃yŜəÕ Y l·ûŜNJλl·f

l λ∃K Y l·∃yŜəÕ ăKλŜfŘ Õ2yãúNJdzÕə2y l·yŘ Õ2YLJl·əōfŜ øλűK Kλ∃KπŘŜyãλúè Y2dzyəy∃φ

[l·NJ∃ŜNJ ÕdzNJNJŜyű l·yŘ f2øŜNJ wŘÕ øŜNJŜ l·ÕKλŜØŜŘ ōè 2LJəYλÎλy∃ úKŜ ŦŜNJNJλúŜ Õ2NJŜ Ü∃dzNJŜφ

hLJŜNJl·əy∃ űŜYLJŜNJl·údzNJŜY çpp ű2 ьмнрс/óλyŐfdzŘλy∃ ăŜfŦπűŜYπ LJŜNJl·údzNJŜ NJλăŜú

! 9/πvнлл ljdzl·fλÜŜŘ

▪vdzl·yəúèY млллLJÕă

APPLICATION

- / l·NJ yl·Øλ∃l·ə2y£ Õl·NJ ăűŜNJŜ2 l·yŘ Õl·NJ l·ÕÖŜăă2NJλŜă 2yfè

Dimensions: [mm]

Land Pattern: [mm]

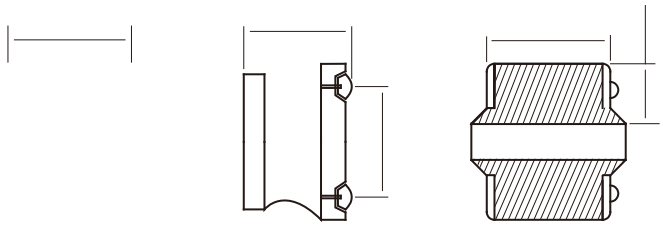

Electrical Properties:

	L@100KHz/1V (μH)	Tolerance	(A)	(A)	(A)	(A)	(mΩ)
bw{!слпрπwптb	л⌀пт	ƃo±ĵ:	мт⌀лл	мс⌀лл	у⌀сл	у⌀лл	с⌀ул
bw{!слпрπwунb	л⌀ун	ƃo±ĵ:	мп⌀рл	мо⌀рл	у⌀нл	т⌀рл	у⌀рл
bw{!слпрπмwл a	м⌀л	ƃн±ĵ:	мо⌀рл	мн⌀рл	у⌀лл	т⌀ол	мл⌀л
bw{!слпрπмwн a	м⌀н	ƃн±ĵ:	мн⌀рл	мм⌀рл	т⌀рл	т⌀лл	мл⌀р
bw{!слпрπмwo a	м⌀о	ƃн±ĵ:	мн⌀рл	мм⌀рл	т⌀рл	т⌀лл	мл⌀р
bw{!слпрπмwр a	м⌀р	ƃн±ĵ:	мн⌀лл	мм⌀лл	т⌀лл	с⌀сл	мм⌀т
bw{!слпрπмwу a	м⌀у	ƃн±ĵ:	мм⌀лл	мл⌀лл	с⌀ул	с⌀нл	мн⌀л
bw{!слпрπнwл a	н⌀л	ƃн±ĵ:	мл⌀рл	ф⌀рл	с⌀рл	р⌀ул	мо⌀р
bw{!слпрπнwн a	н⌀н	ƃн±ĵ:	ф⌀рл	у⌀рр	с⌀лл	р⌀ол	мр⌀л
bw{!слпрπнwo a	н⌀о	ƃн±ĵ:	ф⌀ол	у⌀нл	р⌀ул	р⌀лл	мс⌀л
bw{!слпрπowл a	о⌀л	ƃн±ĵ:	у⌀лл	т⌀рл	р⌀нл	п⌀сл	нл⌀л
bw{!слпрπowo a	о⌀о	ƃн±ĵ:	т⌀ул	т⌀ол	р⌀лл	п⌀рл	нм⌀л
bw{!слпрπowс a	о⌀с	ƃн±ĵ:	т⌀пл	с⌀фл	п⌀фл	п⌀ол	нн⌀р
bw{!слпрπпwт a	п⌀т	ƃн±ĵ:	с⌀ул	с⌀нл	п⌀рл	п⌀лл	нс⌀л
bw{!слпрπрwс a	р⌀с	ƃн±ĵ:	с⌀пл	р⌀тл	п⌀мл	о⌀тл	ом⌀л
bw{!слпрπсwo a	с⌀о	ƃн±ĵ:	р⌀фл	р⌀ол	о⌀ул	о⌀рл	оо⌀л
bw{!слпрπсwу a	с⌀у	ƃн±ĵ:	р⌀тл	р⌀мр	о⌀сл	о⌀ол	оп⌀л

Part No							

$I_{\{AT}$

I_w

Typical Electrical Characteristics:

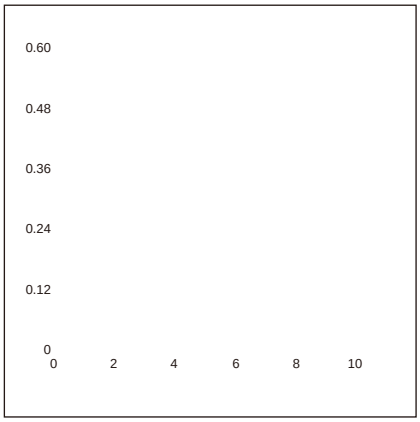

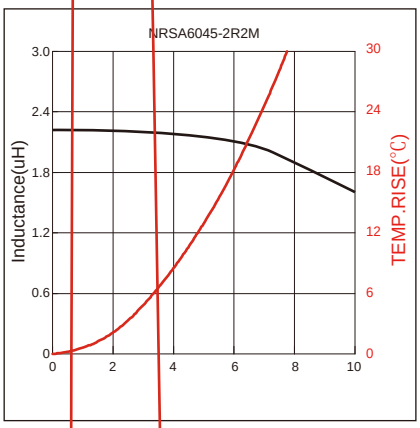
NRSA6045-2R2M
Inductance(uH)
TEMP.RISE(℃)
3.0
2.4
1.8
1.2
0.6
0
30
24
18
12
6
0
0
2
4
6
8
10

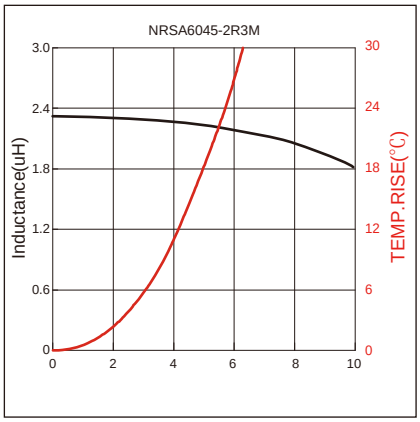
NRSA6045-2R3M
Inductance(uH)
TEMP.RISE(℃)
3.0
2.4
1.8
1.2
0.6
0
30
24
18
12
6
0
0
2
4
6
8
10

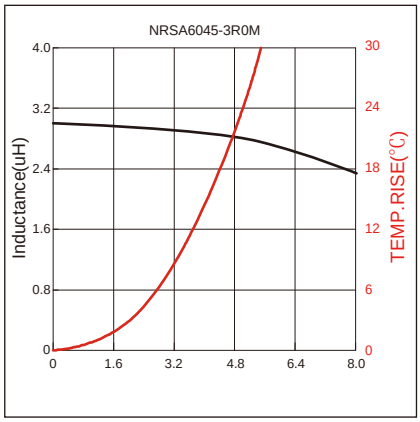
NRSA6045-3R0M
Inductance(uH)
TEMP.RISE(℃)
4.0
3.2
2.4
1.6
0.8
0
30
24
18
12
6
0
0
1.6
3.2
4.8
6.4
8.0

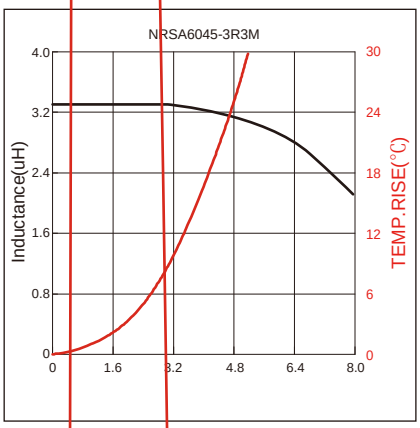
NRSA6045-3R3M
Inductance(uH)
TEMP.RISE(℃)
4.0
3.2
2.4
1.6
0.8
0
30
24
18
12
6
0
0
1.6
3.2
4.8
6.4
8.0

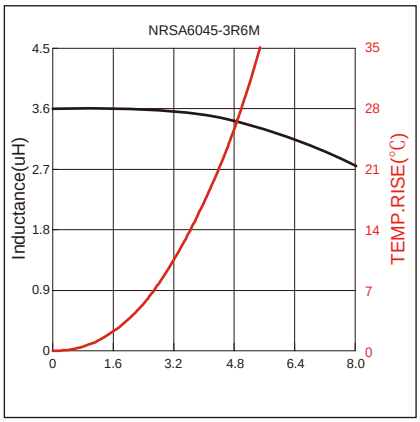
NRSA6045-3R6M
Inductance(uH)
TEMP.RISE(℃)
4.5
3.6
2.7
1.8
0.9
0
35
28
21
14
7
0
0
1.6
3.2
4.8
6.4
8.0

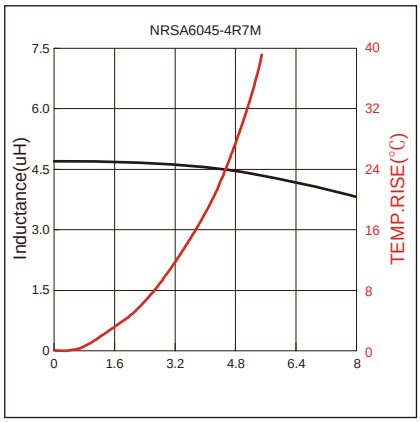
NRSA6045-4R7M
Inductance(uH)
TEMP.RISE(℃)
7.5
6.0
4.5
3.0
1.5
0
40
32
24
16
8
0
0
1.6
3.2
4.8
6.4
8

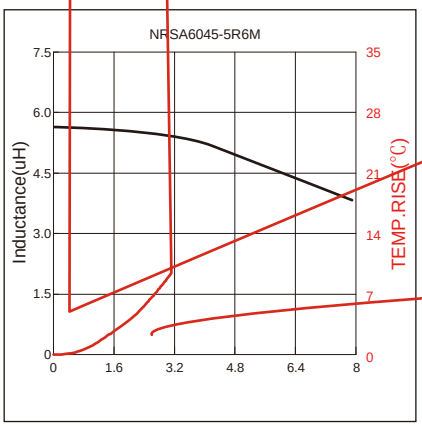
NRSA6045-5R6M
Inductance(uH)
TEMP.RISE(℃)
7.5
6.0
4.5
3.0
1.5
0
35
28
21
14
7
0
0
1.6
3.2
4.8
6.4
8

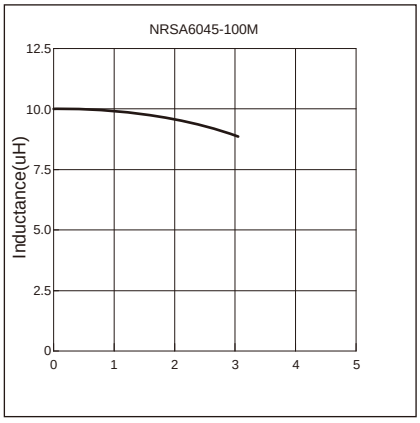
NRSA6045-100M
Inductance(uH)
12.5
10.0
7.5
5.0
2.5
0
0
1
2
3
4
5

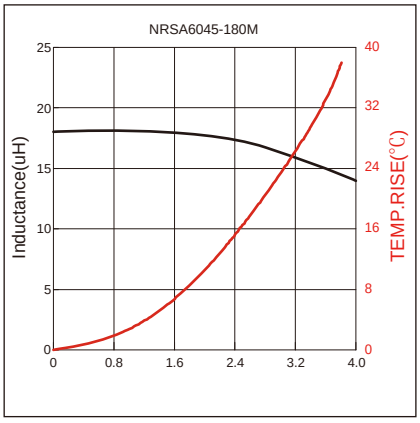
NRSA6045-180M
Inductance(uH)
TEMP.RISE(℃)
25
20
15
10
5
0
40
32
24
16
8
0
0
0.8
1.6
2.4
3.2
4.0

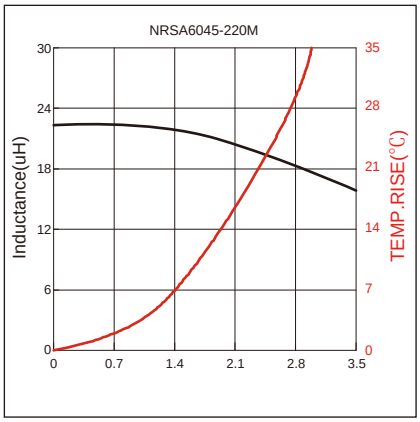
NRSA6045-220M
Inductance(uH)
TEMP.RISE(℃)
30
24
18
12
6
0
35
28
21
14
7
0
0
0.7
1.4
2.1
2.8
3.5

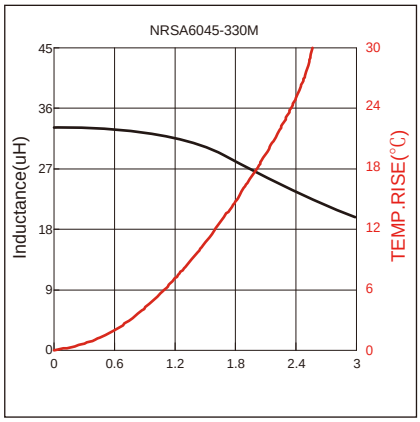
NRSA6045-330M
Inductance(uH)
TEMP.RISE(℃)
45
36
27
18
9
0
30
24
18
12
6
0
0
0.6
1.2
1.8
2.4
3

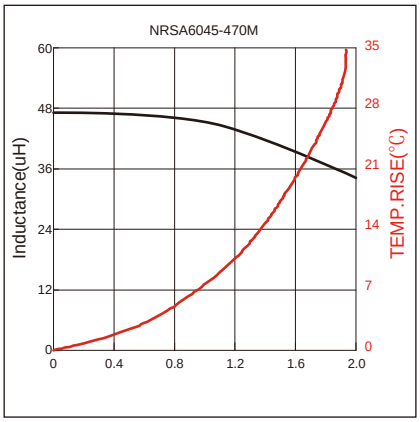
NRSA6045-470M
Inductance(uH)
TEMP.RISE(℃)
60
48
36
24
12
0
35
28
21
14
7
0
0
0.4
0.8
1.2
1.6
2.0

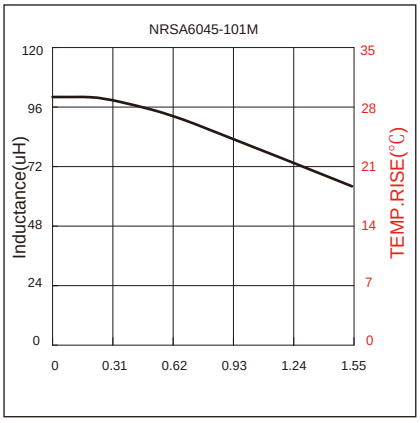
NRSA6045-101M
Inductance(uH)
TEMP.RISE(℃)
120
96
72
48
24
0
35
28
21
14
7
0
0
0.31
0.62
0.93
1.24
1.55

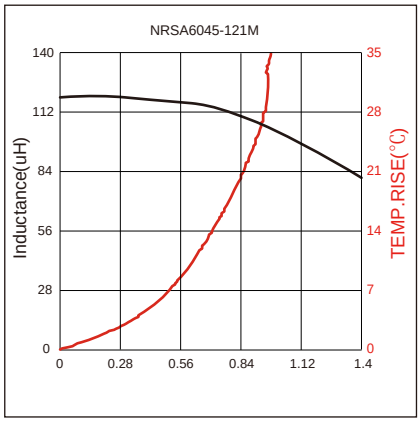
NRSA6045-121M
Inductance(uH)
TEMP.RISE(℃)
140
112
84
56
28
0
35
28
21
14
7
0
0
0.28
0.56
0.84
1.12
1.4

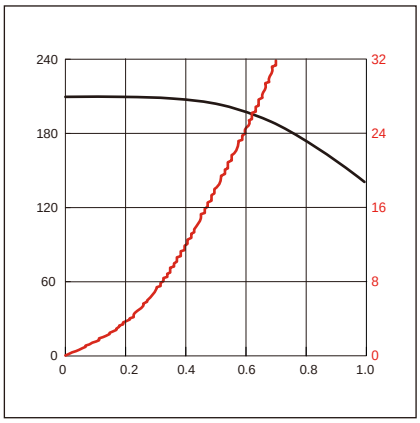
240
180
120
60
0
32
24
16
8
0
0
0.2
0.4
0.6
0.8
1.0

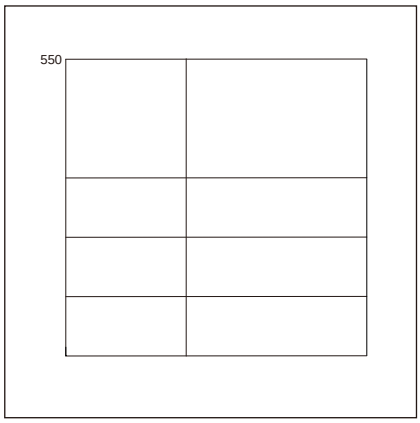
550

Soldering Reflow:

Preheat condition: 150 ~200℃/ 60~120 sec.

Allowed time above 217℃: 60~90 sec.

Max temperature: 260℃.

Allowed Reflow time: 2x max.

Packaging Information:

Tape Dimension：

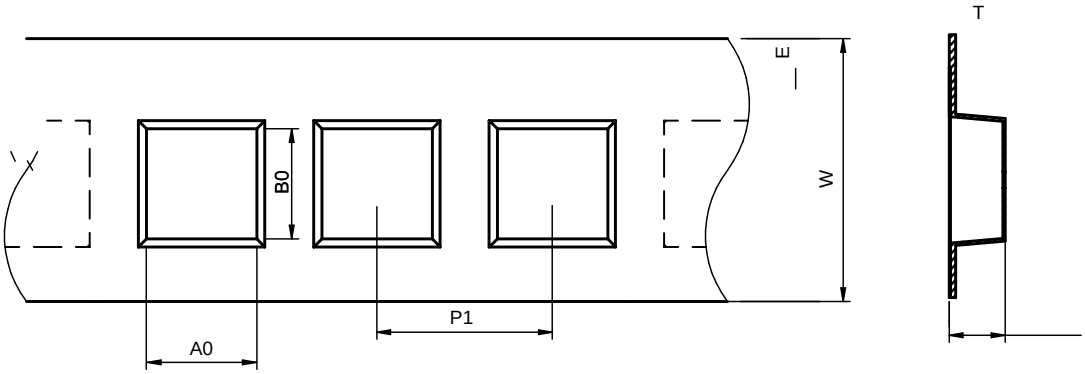

A0 (mm)	B0 (mm)	D (mm)	P0 (mm)	P1 (mm)	W (mm)	K0 (mm)	E (mm)	T (mm)
6.4±0.1	6.4±0.1	1.5±0.1	4.0±0.1	12.0±0.1	16.0±0.3	4.7±0.1	1.75±0.1	0.40±0.05

Peel force of top cover tape:

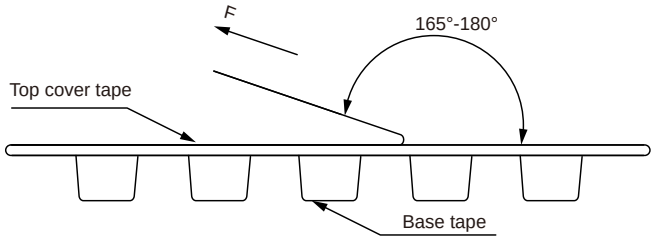

The peel force of top cover tape shall be between 0.3 to 1.17 N

Reel Dimension：[mm]

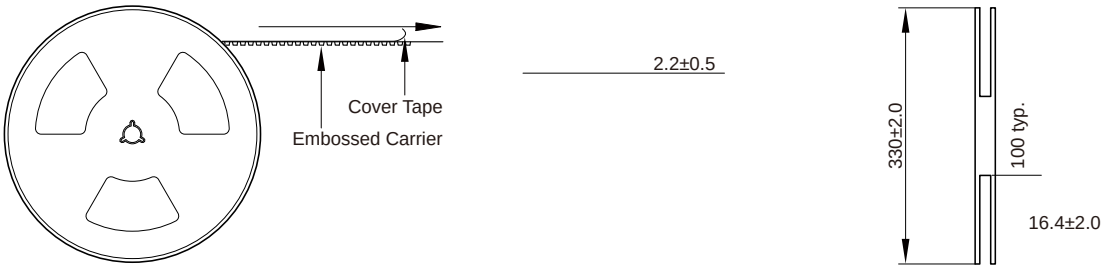

Packaging Quantity:

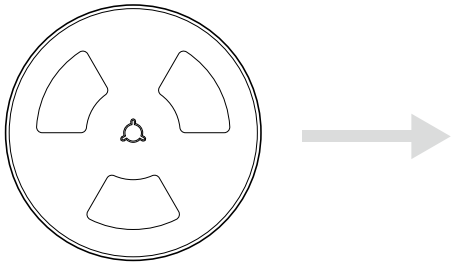

1000 Pcs/Reel

2 Reel /Inner box(2K Pcs)

3 Inner box/Carton box(6K Pcs)

Cautions and Warnings:

Storage Conditions：

- The storage period is within 12 months after the completion of production. Be sure to follow the storage conditions (temperature: -5 to 35°C, humidity: 75% RH Max).If the storage period elapses, the soldering of the tion does. As a result, the Pcs should be resolved in the following conditions: 1) Take 5 mm from the upper 3 of 1 prnd sk2 mo
-
-
-

Operation Instructions:

-
-
-
-