# MIV Series

Multilayer Chip Inductor
Size 1005



### FEATURES

- Monolithic inorganic material construc on.
- Closed magne c circuit avoids crosstalk.
- Shapes and dimensions follow E.I.A. spec and available in various sizes.
- Excellent solder ability and heat resistance.
- AEC-Q200 qualified
- Lead-free reflow soldering as referenced in JEDEC J-STD 020D and RoHS compliant
- Opera ng Temperature: -55~+125℃ (Including self-temperature)
- Quan ty: 10000 pcs

### APPLICATION

- Filter switches
- Oscillators
- T- or π-Filter
- Automo ve equipment

## Dimensions: [mm]

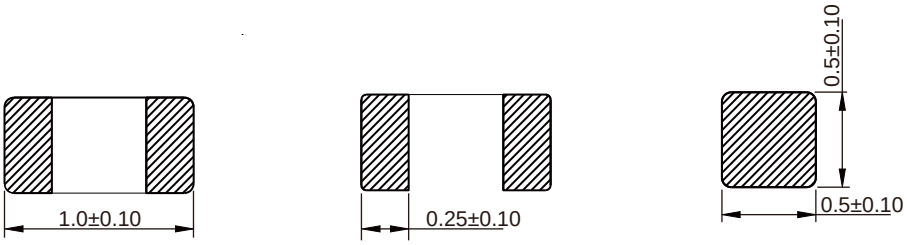


## Electrical Properties:

| Part No | Inductance | Tolerance | Test Frequency | Q Min. | Test Frequency | Temperature Rise Current Max. | DC Resistance Max. | SRF Min. |
|---|---|---|---|---|---|---|---|---|
| MIV1005-1R0K | 1.0 | ±10% | 60mV/10M | 20 | 10 | 15 | 0.90 | 40 |
| MIV1005-1R8K | 1.8 | ±10% | 60mV/10M | 20 | 10 | 15 | 1.45 | 30 |
| MIV1005-2R2K | 2.2 | ±10% | 60mV/10M | 20 | 10 | 10 | 1.70 | 28 |

# Typical Electrical Characteristics:

Inductance VS. DC Current Characteristics:

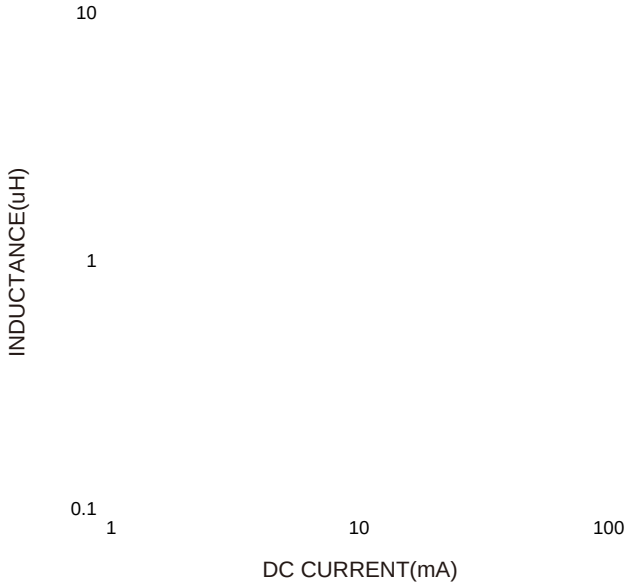


Q VS. Frequency Characteristics:

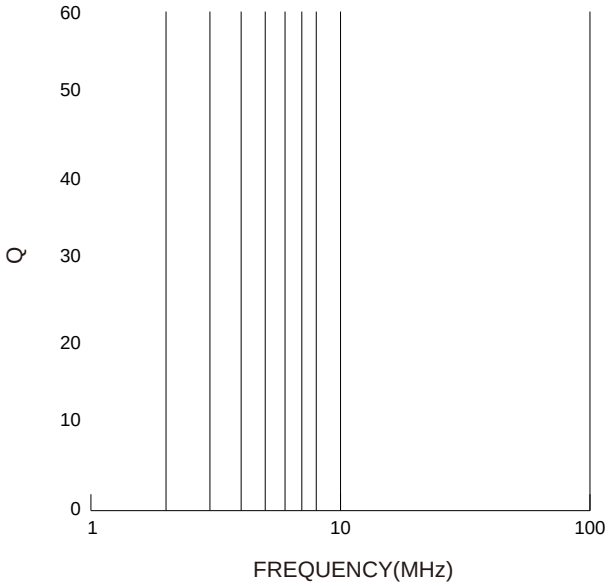


**KOHER Electronic**
**4546 BATES DRIVE, YORBLINDA CA 92886 USA**
**714-325-4789 Contact@kohergroup.com**