Wire Wound Molded SMD Power Inductors
Size 25201B



- {ƻƊ ǎl·ǘdzNJl·əƻƴ
- l ƛƎK ǑdzNJNJŜƴǘƩƭƻǿ 5 / wƩKƛƎK ŜŶǑƛŜƴǑȅ
- ±ŜNJȅ ƭƻǿ l·ǑƻdzǎəǑ ƴƻƛǎŜ l·ƴŘ ǾŜNJȅ ƭƻǿ ƭŜl·ʅl·ƎŜ ƀdzȄ ƴƻƛǎŜ
- l ƛƎK NJŜƭƛl·ōƛƭƛǘȅ
- млƻƭ̂ƻ [Ŝl·Řó t ōúπCNJŜŜ l·ƴŘ wƻ l { ǑƻƴLJƭƛl·ƴǘ
- hLJŜNJl·əƴƎ ǘŜƴLJŜNJl·ǘdzNJŜ πплЧЬмнр ℃ óLƴǑƭdzŘƛƴƎ ǎŜƭŦ π ǘŜƴLJŜNJl·ǘdzNJŜ NJƛǎŜú
- vdzl·ƴəǘȅƴ олллLJǑǎ

- bƻǘŜ t / LJƻǿŜNJ ǎȅǎǘŜƴƩƛƴǑƭφ L a ± tπc
- 5 / κ5 / ǑƻƴǾŜNJǘŜNJ

Dimensions: [mm]

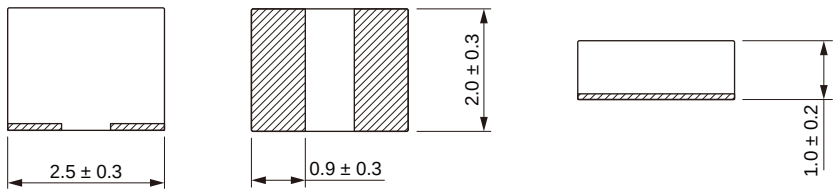

Land Pattern: [mm]

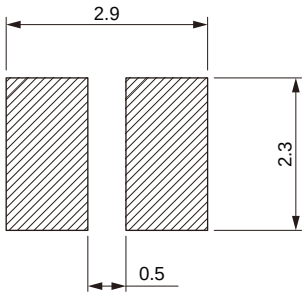

Part No	Inductance @ 1MHz/1V	Tolerance	Current Typ.	Current Max.	Temperature Rise Current Typ.	Temperature Rise Current Max.	DC Resistance Max.
MDTE25201B-R10M	0.10	±20%	12.0	10.0	12.0	8.0	7.0
MDTE25201B-R22M	0.22	±20%	9.6	9.0	8.2	7.6	10.8
MDTE25201B-R33M	0.33	±20%	8.0	7.5	7.0	6.4	12.0
MDTE25201B-R47M	0.47	±20%	7.4	6.8	6.7	6.0	20.0
MDTE25201B-R68M	0.68	±20%	6.5	6.0	6.1	5.5	23.0
MDTE25201B-1R0M	1.00	±20%	5.8	5.3	5.7	5.2	37.0
MDTE25201B-1R5M	1.50	±20%	4.7	4.4	4.6	4.2	32.0
MDTE25201B-2R2M	2.20	±20%	4.0	3.3	3.7	3.3	60.0
MDTE25201B-3R3M	3.30	±20%	3.0	2.7	2.8	2.5	97.0
MDTE25201B-4R7M	4.70	±20%	2.8	2.2	2.3	2.0	204.0
MDTE25201B-100M	10.0	±20%	1.6	1.45	1.2	1.05	400.0

Saturation Current will cause L to drop approximately 30%
Temperature Rise Current: The actual value of DC current when the temperature rise is △T=40°C

Typical Electrical Characteristics:



Soldering Reflow:

Packaging Information:

Tape Dimension:

Series	A0 (mm)	B0 (mm)
MDTE25201B		

Peel force of top cover tape:

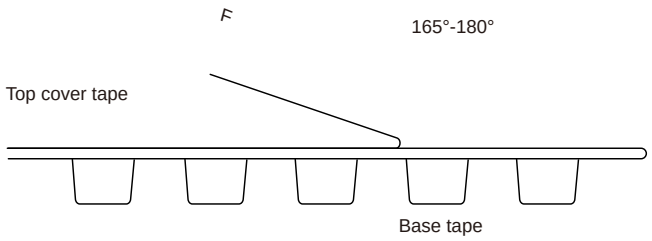

The peel force of top cover tape shall be betw os

Reel Dimension：[mm]

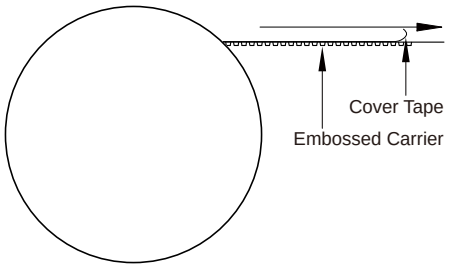

Packaging Quantity: