MDE Series
Molding Power Inductors
Size 252010S

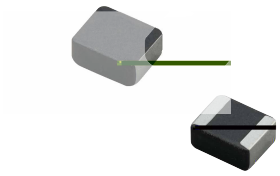

APPLICATION

- Generic in portable DC to DC converter line.
- Smart phone, PAD
- DC/DC converter
- Thin-type power supply module.

Dimensions: [mm]

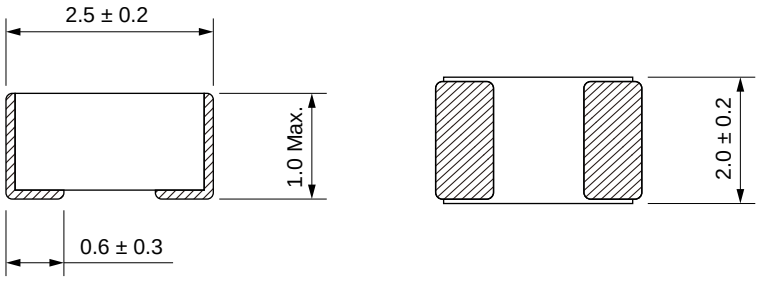

Land Pattern: [mm]

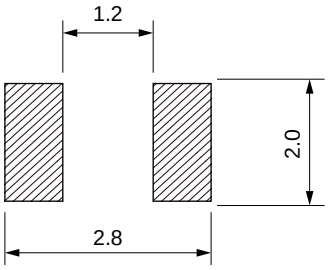

Electrical Properties:

Inductance @ 1MHz/1V	Tolerance	DC Resistance Typ.	DC Resistance Max.	Current Typ.	Current Max.	Temperature Rise Current Typ.	Temperature Rise Current Max.
	±20%	10	13.5	10.5	9.0	6.9	
	±20%	11.5	14.5	8.8	8.0	6.6	
	±20%	17	22	7.8	7.0	5.6	
	±20%	23	29	6.6	6.0	5.2	
	±20%	30	36	5.5	5.0	4.3	
	±20%	41	52	4.4	4.0	3.4	
	±20%	62	72	3.8	3.4	2.9	
	±20%	88	110	3.3	3.0	2.4	
	±20%	140	160	2.5	2.2	1.9	
	±20%	200	240	2.2	1.9	1.6	

Typical Electrical Characteristics:

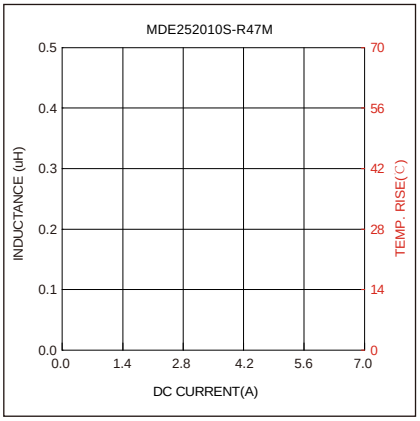

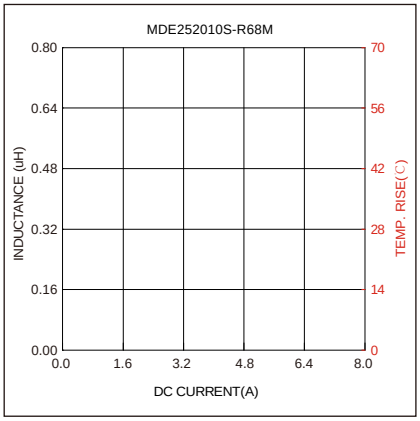

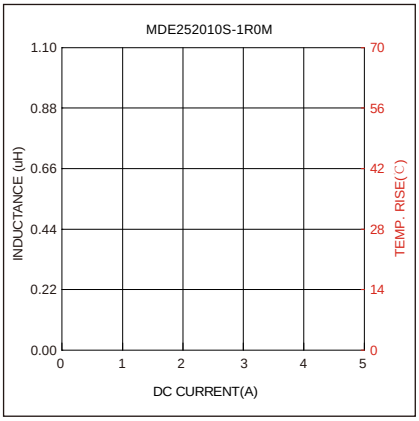

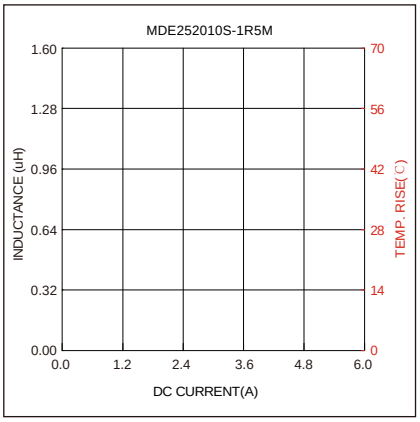

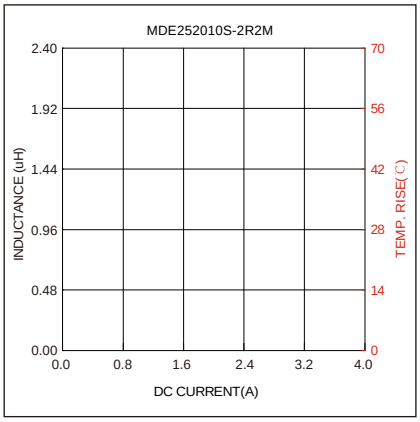

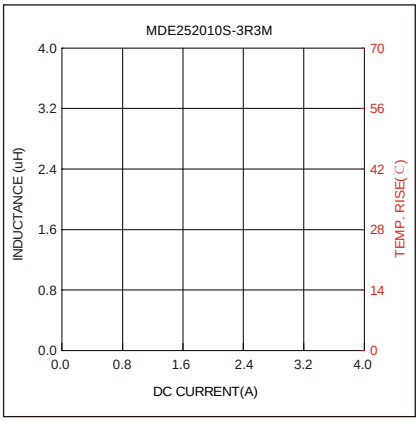

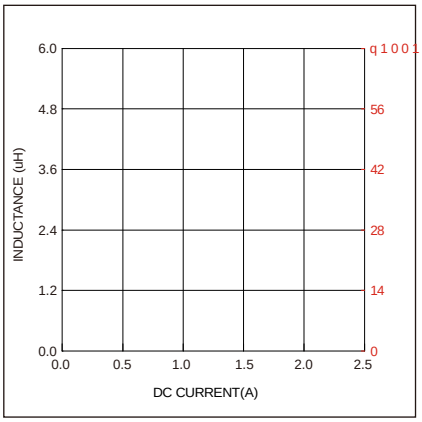

q 1 0 0 1 187[illegible]159.6386 cm0 0 m83927545 r49.214.520.614 0 Td(E)Tj0.615 0 Td(M)Tj0.824 0 Td(P)Tj0.654 0 Td(.)Tj0.262 0 Td( )Tj0.3 0 Td(R)Tj0.68 0 Td(I)Tj0.287 0 Td(S)Tj0.026 Tc 0.026 Tw 0.65

Soldering Reflow:

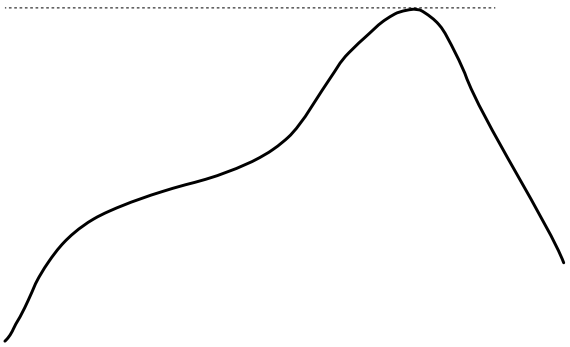

Preheat condition: 150 ~200℃/ 60~180 sec.

Allowed time above 217℃: 60~150 sec.

Max temperature: 260℃.

Packaging Information:

Tape Dimension:

Peel force of top cover tape:

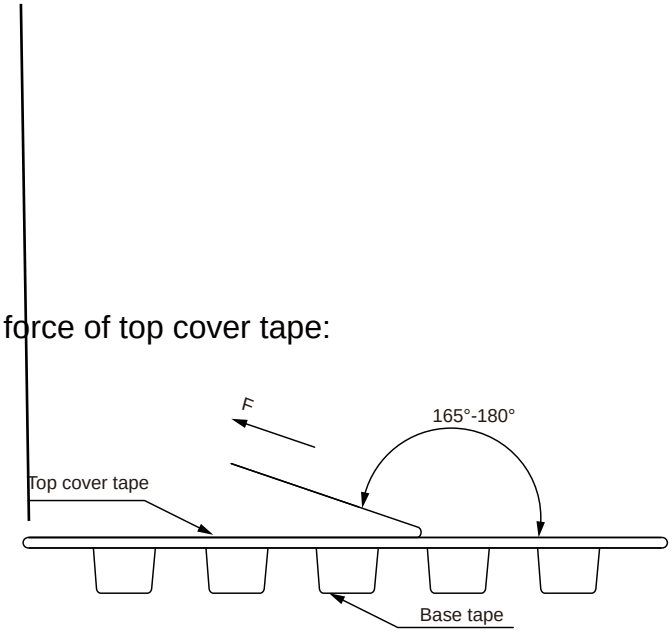

The peel force of top cover tape shall be between 0.1 to 1.3 N

Reel Dimension：[mm]

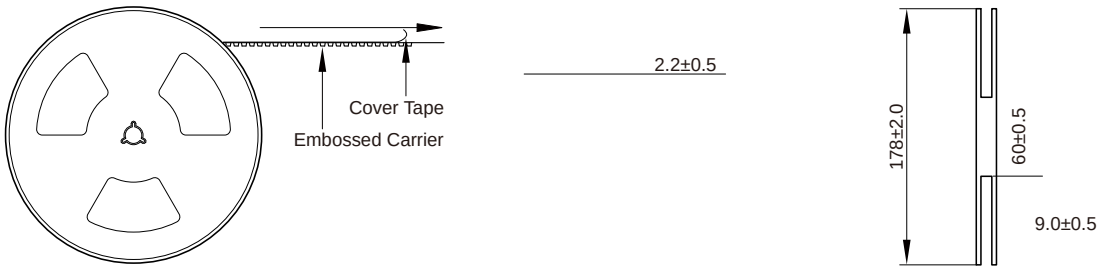

Packaging Quantity:

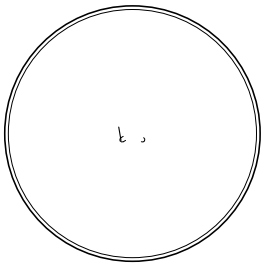

3000 Pcs/Reel

5 Reel /Inner box(15K Pcs)

8 Inner box/Carton box(120K Pcs)

Cautions and Warnings:

Storage Conditions：

Operation Instructions: