MDA HT Series
SMD Low Profile High Current Molded Inductor
Size 4020

Dimensions: [mm]

Land Pattern: [mm]

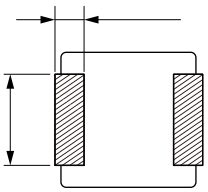

Electrical Properties:

Part No	Inductance @ 1d[0@/1V	Tolerance	Temperature Rise Current Typ.	Current Typ.	DC Resistance Typ.	DC Resistance Max.
MDA4020HT-R10M		±20%	19.0	32.2	1.9	2.3
MDA4020HT-R15M		±20%	16.5	26.2	3.1	3.8
MDA4020HT-R33M		±20%	15.0	13.3	5.0	5.8
MDA4020HT-R47M		±20%	13.0	11.3	6.0	7.2
MDA4020HT-R68M		±20%	11.0	10.2	8.2	9.9
MDA4020HT-1R0M		±20%	10.0	10.0	11.5	13.8
MDA4020HT-1R5M		±20%	9.0	9.0	15.4	18.5
MDA4020HT-2R2M		±20%	7.2	6.4	25.0	30.0
MDA4020HT-3R3M		±20%	5.5	6.3	41.0	49.2

Typical Electrical Characteristics:

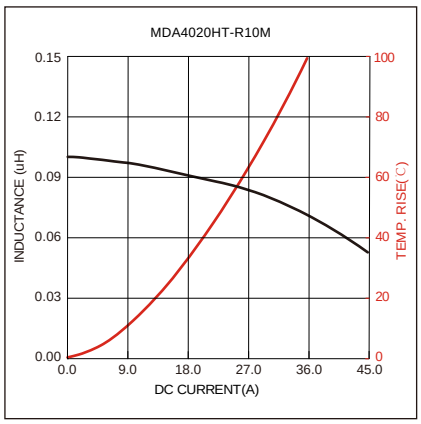

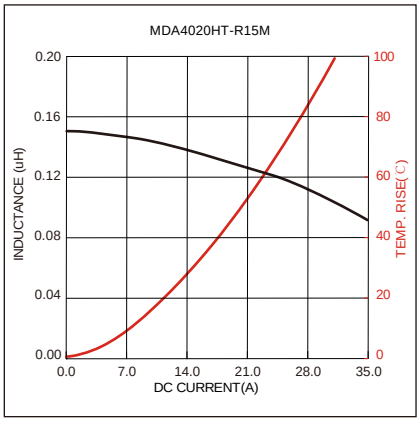

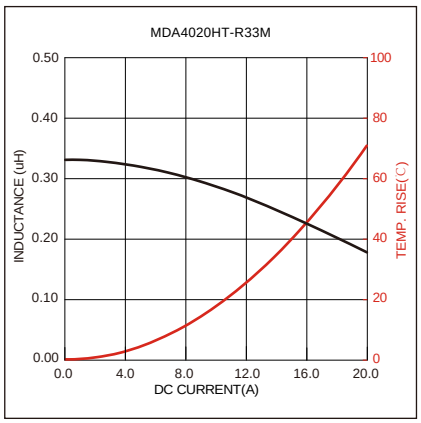

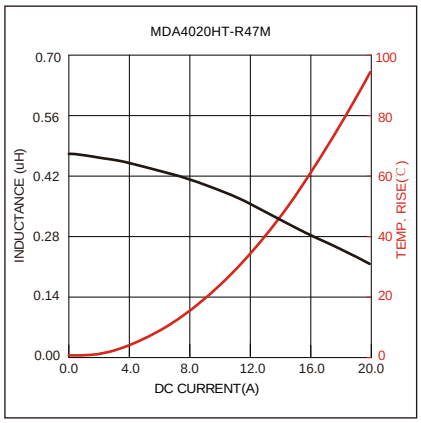

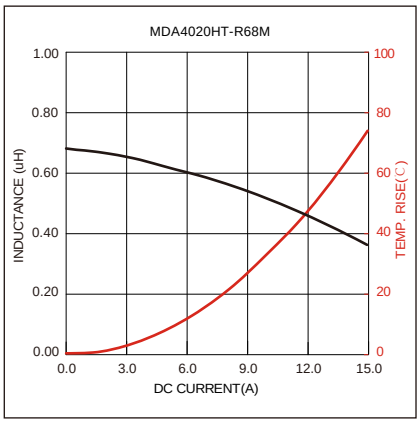

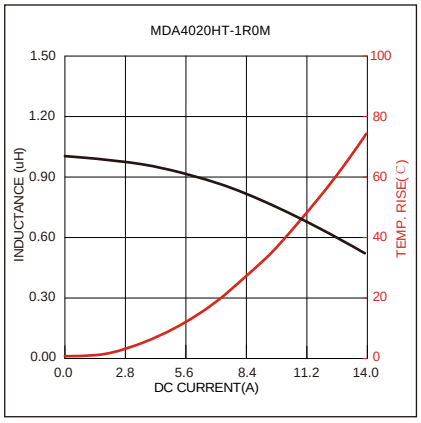

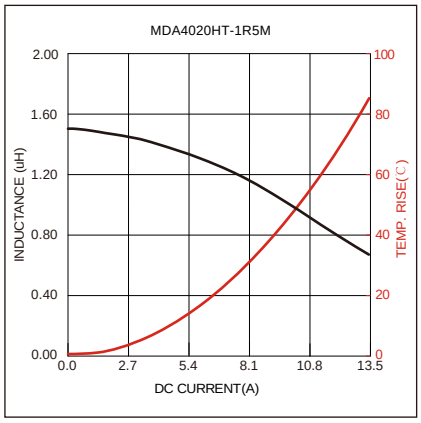

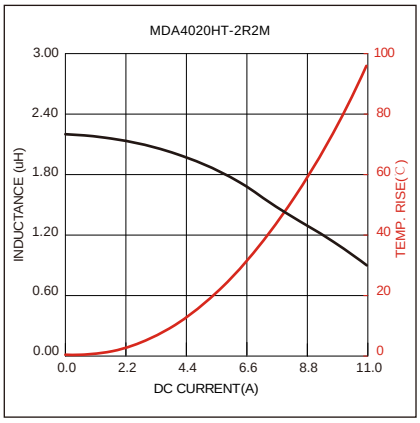

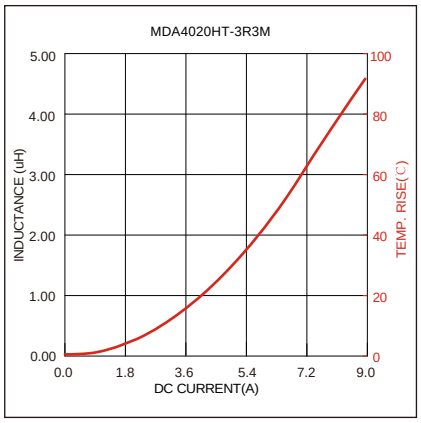

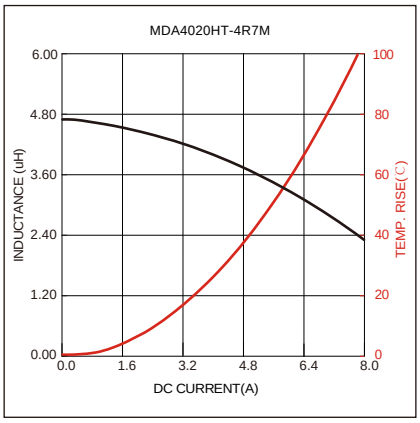
MDA4020HT-4R7M
INDUCTANCE (uH)
TEMP. RISE(℃)
DC CURRENT(A)
6.00
4.80
3.60
2.40
1.20
0.00
100
80
60
40
20
0
0.0
1.6
3.2
4.8
6.4
8.0

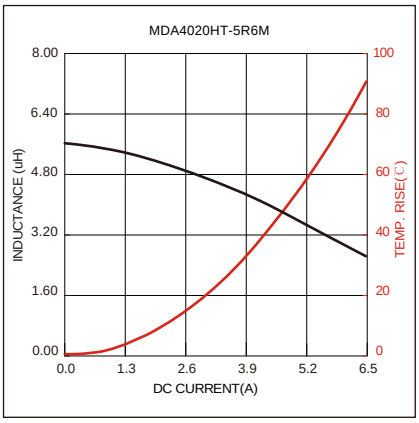
MDA4020HT-5R6M
INDUCTANCE (uH)
TEMP. RISE(℃)
DC CURRENT(A)
8.00
6.40
4.80
3.20
1.60
0.00
100
80
60
40
20
0
0.0
1.3
2.6
3.9
5.2
6.5

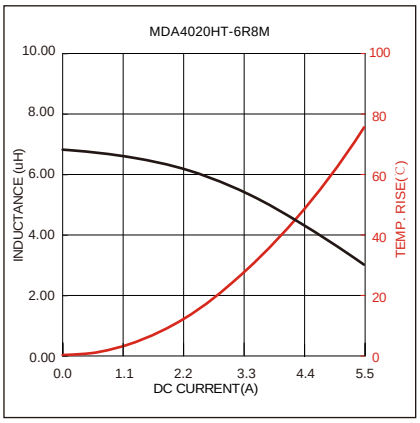
MDA4020HT-6R8M
INDUCTANCE (uH)
TEMP. RISE(℃)
DC CURRENT(A)
10.00
8.00
6.00
4.00
2.00
0.00
100
80
60
40
20
0
0.0
1.1
2.2
3.3
4.4
5.5

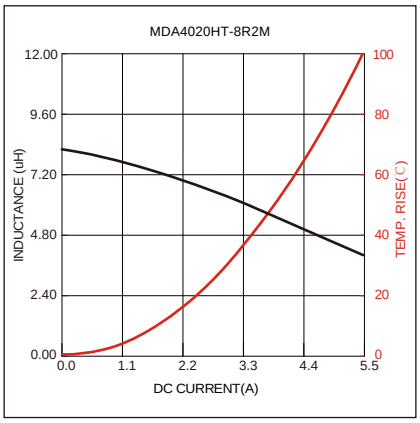
MDA4020HT-8R2M
INDUCTANCE (uH)
TEMP. RISE(℃)
DC CURRENT(A)
12.00
9.60
7.20
4.80
2.40
0.00
100
80
60
40
20
0
0.0
1.1
2.2
3.3
4.4
5.5

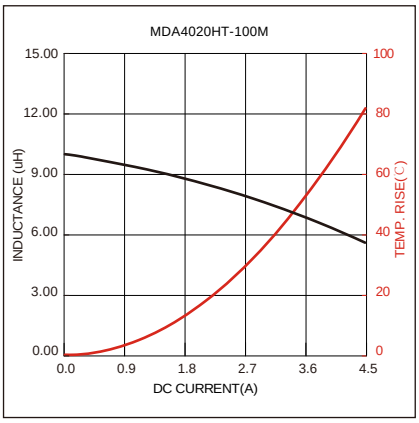
MDA4020HT-100M
INDUCTANCE (uH)
TEMP. RISE(℃)
DC CURRENT(A)
15.00
12.00
9.00
6.00
3.00
0.00
100
80
60
40
20
0
0.0
0.9
1.8
2.7
3.6
4.5

Soldering Reflow:

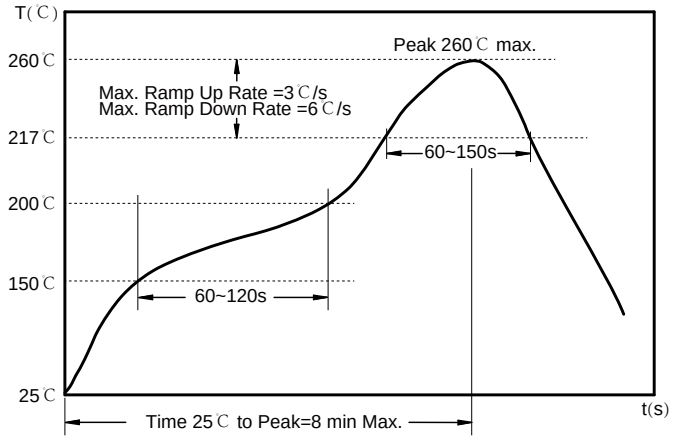

Preheat condition: 150 ~200℃/ 60~120 sec.

Allowed time above 217℃: 60~150 sec.

Max temperature: 260℃.

Allowed Reflow time: 3x max.

Packaging Information:

Tape Dimension:

Series	A0 (mm)	B0 (mm)

Peel force of top cover tape:

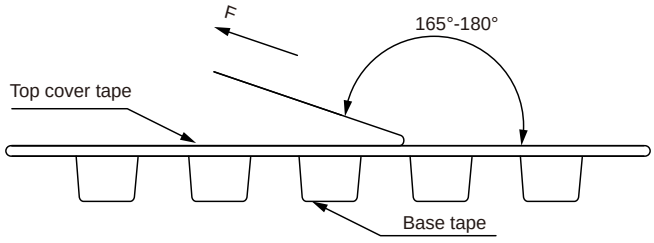

The peel force of top cover tape shall be between 0.1 to 1.3 N

Product Marking:

Marking	Printing Inductance)

Reel Dimension：[mm]

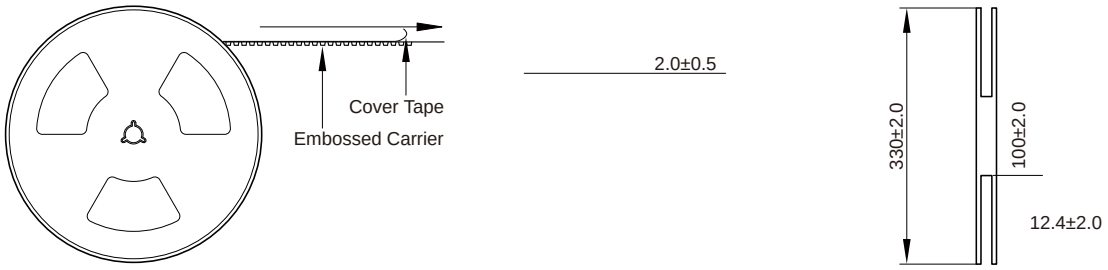

Packaging Quantity:

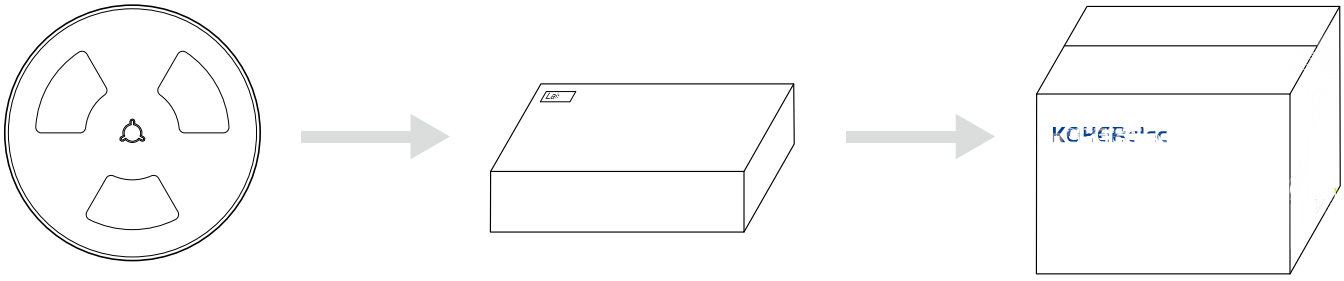

3000 Pcs/Reel

3 Reel /Inner box(9000 Pcs)

3 Inner box/Carton box(27K Pcs)

Cautions and Warnings:

Storage Conditions：

- The storage period is within 12 months after the completion of production. Be sure to follow the storage conditions (temperature: -5 to 35°C, humidity: 75% RH Max).If the storage period elapses, the soldering of the terminal electrodes may deteriorate.The warranty period is one year.
- Product should not be exposed to environment with high temperature, high humidity, dust, corrosive gas and etc.
- Products should be handled with care to avoid damage or contamination from perspiration and skin oils.
- Please always handle products carefully to prevent any damage caused by dropping down or inappropriate removing.

Operation Instructions:

- Self heating (temperature increase) occurs when the power is turned ON, so the tolerance should be sufficient for the set thermal design.
- Before soldering, be sure to preheat components.The preheating temperature should be set so that the temperature difference between the solder temperature and chip temperature does not exceed 150°C.
- Soldering corrections after mounting should be within the range of the conditions determined in the specifications.If overheated, a short circuit, performance deterioration, or lifespan shortening may occur.
- Generally, Koher might not be familiar with either customer's specific application or actual requests as customer does.As a result customer shall be responsible for checking and confirming whether Koher product with the performance described in the product specification is suitable for using in customer's particular application or not.