MDA HT Series

SMD Low Profile High Current Molded Inductor

Size 1054



APPLICATION

- Headlamps, tail lamps and interior ligh ng
- HVAC
- Doors, window li and seat control
- Audio subsystem
- Digital instrument cluster
- In-Vehicle Infotainment and naviga on

Dimensions: [mm]

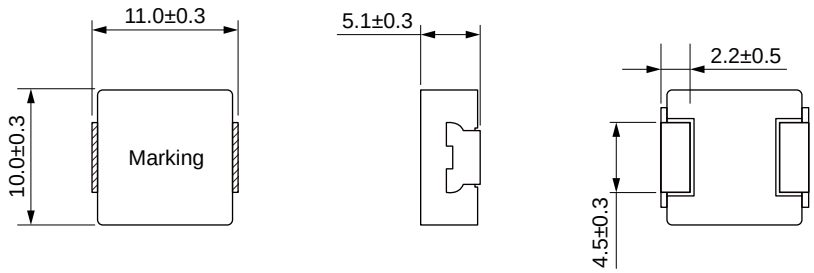

Land Pattern: [mm]

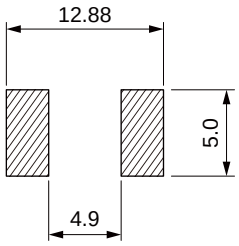

Electrical Properties:

Part No		Tolerance	Temperature Rise Current Typ.	Temperature Rise Current Max.		Current Max.	DC Resistance Typ.	DC Resistance Max.
		±20%	32.0	28.8	46.0	39.4	1.80	2.22
		±20%	30.0	27.0	37.0	31.7	2.30	2.76
		±20%	25.0	22.3	27.0	23.0	3.60	4.20
		±20%	23.0	20.7	25.0	21.4	4.10	4.90
		±20%	18.7	16.8	19.0	16.3	6.20	7.40
		±20%	14.5	13.0	15.7	13.5	9.00	10.0
		±20%	12.3	10.8	13.3	11.4	12.4	14.0
		±20%	9.00	7.80	12.8	10.9	22.0	24.2
		±20%	7.60	6.80	9.20	7.90	27.3	31.3

Typical Electrical Characteristics:

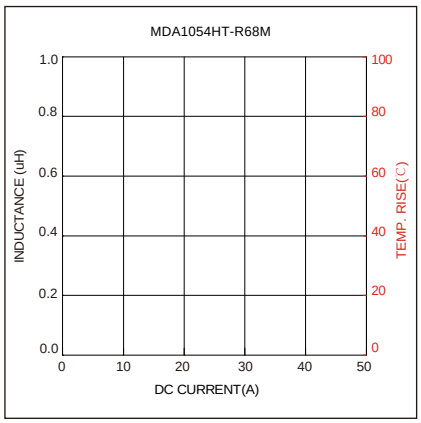

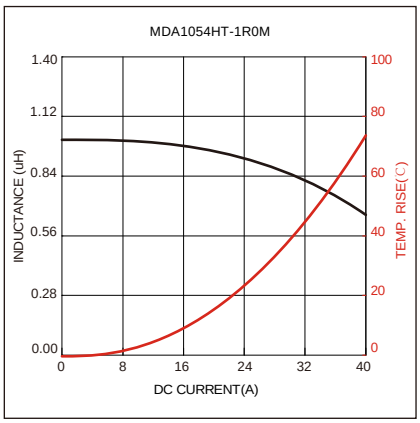

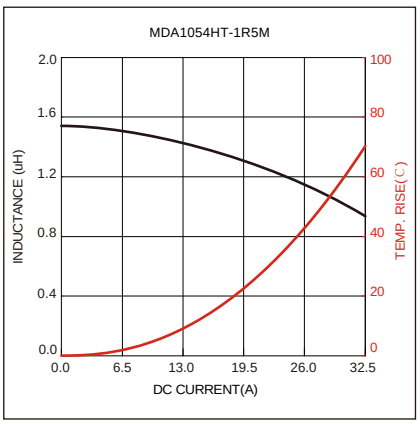

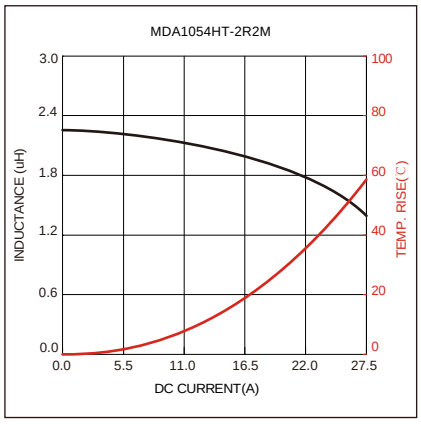

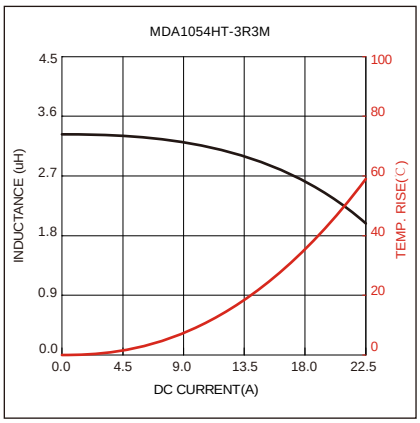

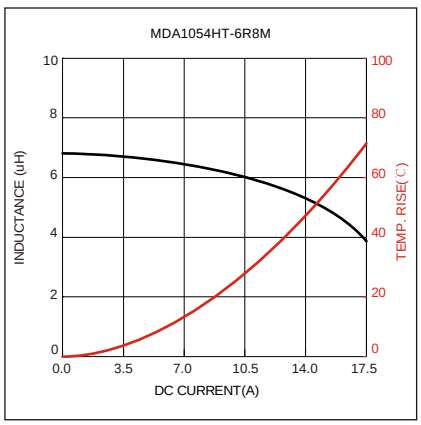

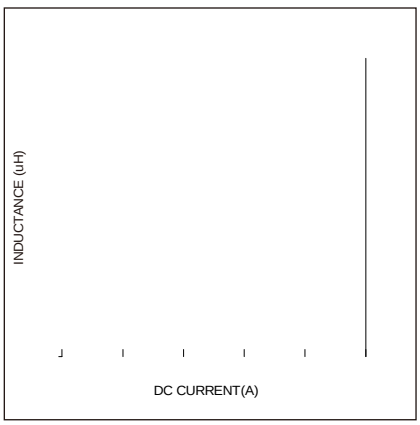

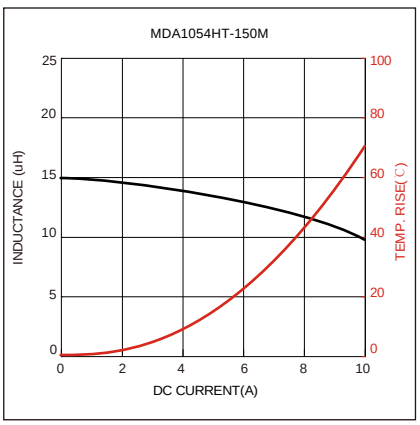

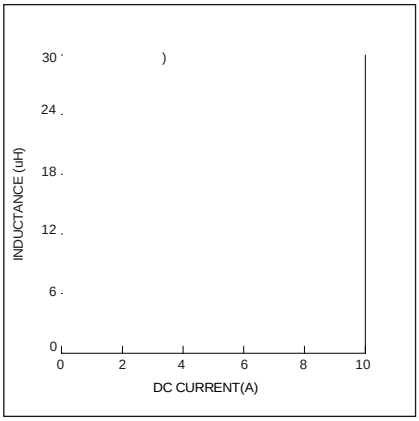
INDUCTANCE (uH)
30
24
18
12
6
0
0
2
4
6
8
10
DC CURRENT(A)

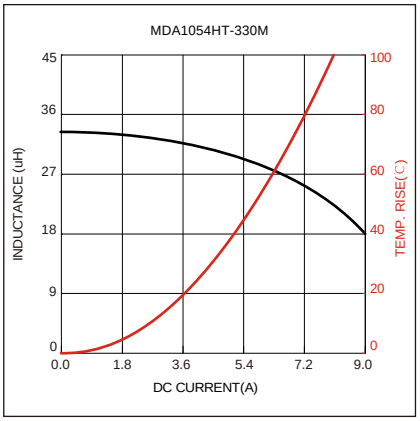
MDA1054HT-330M
INDUCTANCE (uH)
45
36
27
18
9
0
0.0
1.8
3.6
5.4
7.2
9.0
DC CURRENT(A)
TEMP. RISE(℃)
100
80
60
40
20
0

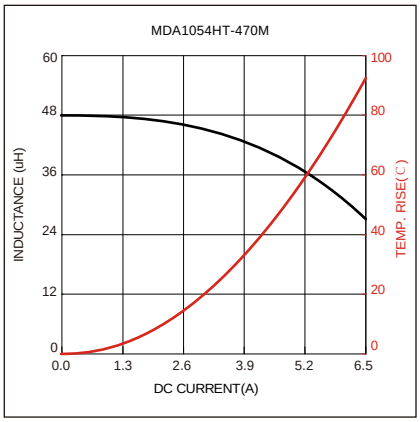
MDA1054HT-470M
INDUCTANCE (uH)
60
48
36
24
12
0
0.0
1.3
2.6
3.9
5.2
6.5
DC CURRENT(A)
TEMP. RISE(℃)
100
80
60
40
20
0

Soldering Reflow:

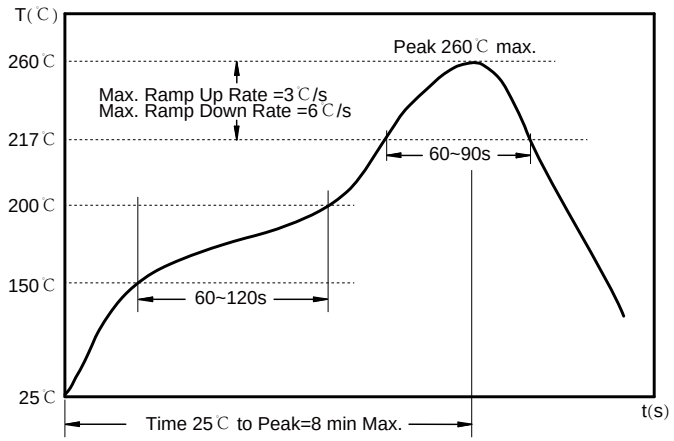

Preheat condition: 150 ~200℃/ 60~120 sec.

Allowed time above 217℃: 60~90 sec.

Max temperature: 260℃.

Max time at max temperature: 10 sec.

Allowed Reflow time: 2x max.

Packaging Information:

Tape Dimension:

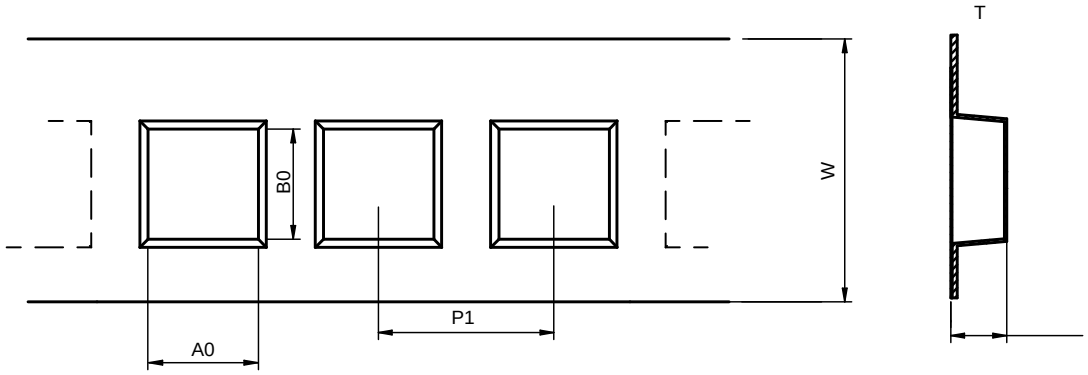

Series	A0 (mm)	B0 (mm)	D (mm)	P0 (mm)	P1 (mm)	W (mm)	K0 (mm)	E (mm)	T (mm)
MDA1054HT	10.4±0.1	11.6±0.1	1.5±0.1	4.0±0.1	16±0.1	24±0.3	5.7±0.1	1.75±0.1	0.40±0.05

Peel force of top cover tape:

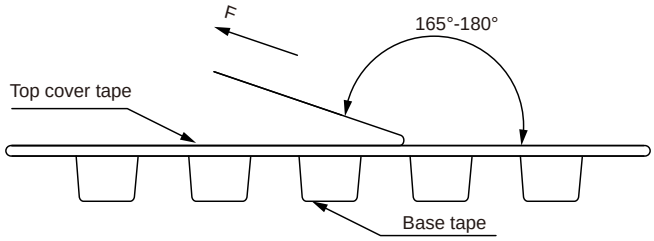

The peel force of top cover tape shall e etween 0.1 to 1.3 N

Product Marking:

Marking	KH+Printing (Inductance+period)

Reel Dimension：[mm]

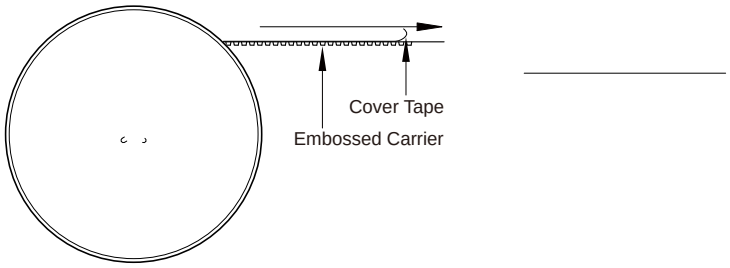

Packaging Quantity: