THC Series
SMD High Current Inductor
Size 2815



CHARACTERISTICS

- Assemblage design, sturdy structure.
- High inductance, high current, low magne c loss, low ESR, small parasi c capacitance.
- Flat wire winding, achieve a low DC resistance.
- Low power loss, suitable for applica ons of wide temperature and frequency range.
- Opera ng Temperature: -40 ℃ to +125 ℃
- Quan ty: 20pcs

APPLICATION

- High current DC/DC converter
- LC filter

Dimensions: [mm]

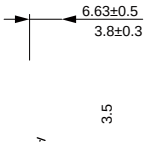

Land Pattern: [mm]

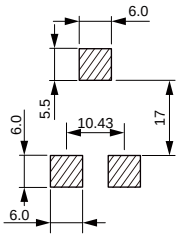

Electrical Properties:

Part No	Inductance @ 100KHz/0.1V	Tolerance	Temperature Rise Current Typ.	Current Typ.	DC Resistance Typ.	DC Resistance Max.
THC2815-1R5M	1.50	±20%	34.0	100	1.20	1.36
THC2815-2R2M	2.20	±20%	34.0	84.8	1.20	1.36
THC2815-3R3M	3.30	±20%	34.0	57.0	1.20	1.36
THC2815-4R7M	4.70	±20%	34.0	39.0	1.20	1.36
THC2815-6R8M	6.80	±20%	34.0	27.8	1.20	1.36
THC2815-100M	10.0	±20%	34.0	17.6	1.20	1.36
THC2815-150M	15.0	±20%	34.0	11.0	1.20	1.36
THC2815-220M	22.0	±20%	34.0	6.80	1.20	1.36
THC2815-330M	33.0	±20%	34.0	3.30	1.20	1.36

Saturation Current will cause L to drop approximately 30%
Temperature Rise Current: The actual value of DC current when the temperature rise is △T=40°C

Typical Electrical Characteristics:

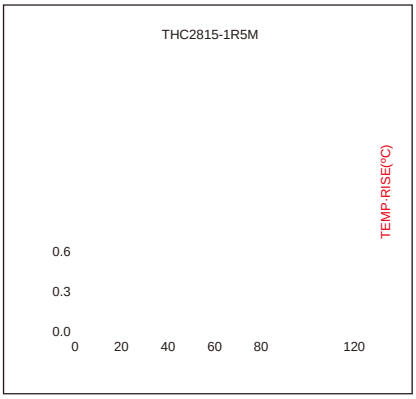

Soldering Reflow:

Preheat condition: 150 ~200 °C/ 60~120 sec.

Allowed time above 217 °C: 60~150 sec.

Max temperature: 260 °C.

Cautions and Warnings:

Storage Conditions：

- The storage period is within 12 months after the completion of production. Be sure to follow the storage conditions (temperature: -5 to 35°C, humidity: 75% RH Max).If the storage period elapses, the soldering of the terminal electrodes may deteriorate.The warranty period is one year.
- Product should not be exposed to environment with high temperature, high humidity, dust, corrosive gas and etc.
- Products should be handled with care to avoid damage or contamination from perspiration and skin oils.
- Please always handle products carefully to prevent any damage caused by dropping down or inappropriate removing.

Operation Instructions:

- Self heating (temperature increase) occurs when the power is turned ON, so the tolerance should be sufficient for the set thermal design.
- Before soldering, be sure to preheat components.The preheating temperature should be set so that the temperature difference between the solder temperature and chip temperature does not exceed 150°C.
- Soldering corrections after mounting should be within the range of the conditions determined in the specifications.If overheated, a short circuit, performance deterioration, or lifespan shortening may occur.
- Generally, Koher might not be familiar with either customer's specific application or actual requests as customer does.As a result customer shall be responsible for checking and confirming whether Koher product with the performance described in the product specification is suitable for using in customer's particular application or not.