MDSA Series

SMD Low Profile High Current Molded Inductor

Size 5030



FEATURES

- Shielded construc on.
- Capable of corresponding high frequency .
- Low loss realized with low DCR.
- High performance (Isat) realized by metal dust core.
- Ultra low buzz noise, due to composite construc on.
- 100% Lead(Pb)-Free and RoHS compliant.
- AEC-Q0
- a me dr á re < do ` fi r á r ɔ ois ŕ M
- eedA p T Ů
-

Dimensions: [mm]

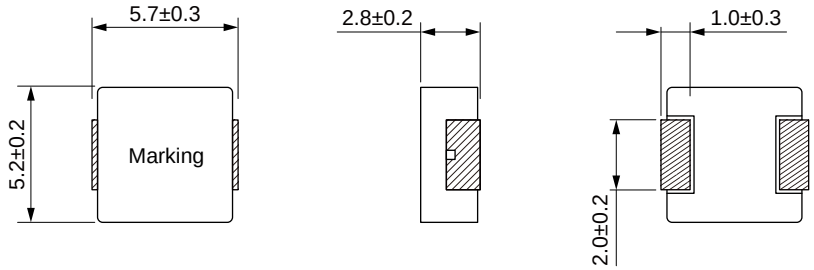

Land Pattern: [mm]

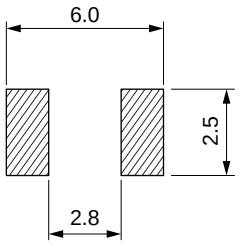

Electrical Properties:

Part No	Inductance @100KHz/1V	Tolerance	Temperature Rise Current Typ.		Current Typ.		DC Resistance Typ.	DC Resistance Max.
MDSA5030-R20M	0.20		14.0		20.0		3.64	3.95
MDSA5030-R47M	0.47		13.5		10.0		5.25	6.06
MDSA5030-R68M	0.68		12.5		9.00		7.47	8.60
MDSA5030-R82M	0.82		10.0		8.80		8.08	9.30
MDSA5030-1R0M	1.00		9.00		8.50		10.6	12.1
MDSA5030-1R5M	1.50		8.00		7.50		13.8	15.9
MDSA5030-2R2M	2.20		7.00		6.50		21.8	25.3
MDSA5030-3R3M	3.30		6.30		6.00		28.3	33.3
MDSA5030-4R7M	4.70		5.50		5.30		38.4	44.5

Saturation Current will cause L to drop approximately 30%
Temperature Rise Current: The actual value of DC current when the temperature rise is △T=40°C

Typical Electrical Characteristics:

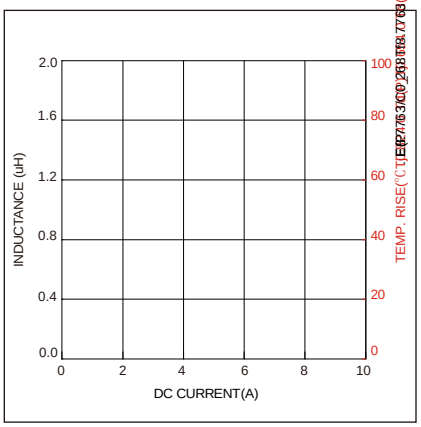

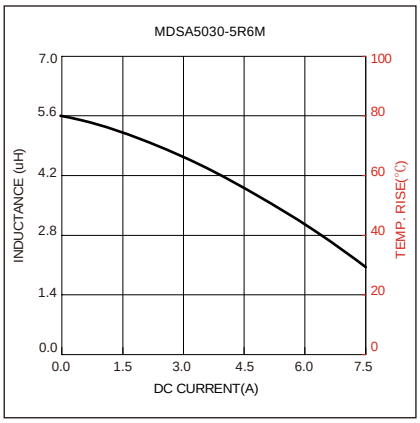
MDSA5030-5R6M
INDUCTANCE (uH)
TEMP. RISE(°C)
DC CURRENT(A)
7.0
5.6
4.2
2.8
1.4
0.0
100
80
60
40
20
0
0.0
1.5
3.0
4.5
6.0
7.5

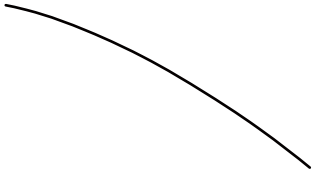

Soldering Reflow:

Packaging Information:

Tape Dimension：

Peel force of top cover tape:

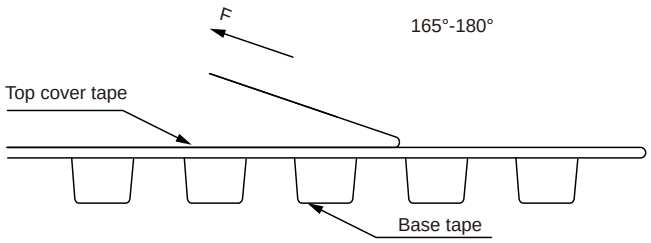

Rfc nccj dmpac md rmn amtcp r_nc qf_jj `c `cruccl .,/ rm /,1 L

Reel Dimension：[mm]

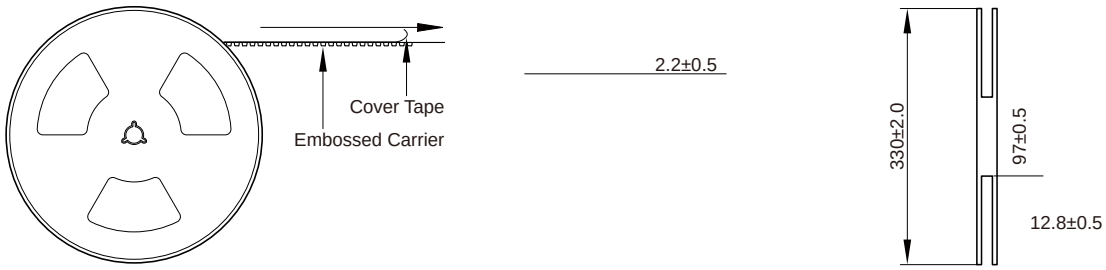

Packaging Quantity:



0 . . . Naq-Pccj

1 Pccj -G l l cp ` mv& 4 . . . Naq'

1 G l l cp ` mv-A_prm l ` mv& / 6 l Naq'

Cautions and Warnings:

Storage Conditions：

Operation Instructions: